

WHITEFORD FOOTBALL

Friday, Oct. 27 • Week 10 • 7 p.m. • Lenawee Christian at Whiteford (Round 1 Playoffs)

WHITEFORD QUICKGLANCE

Nickname: Bobcats
School colors: Blue & Gold
League: Tri-County Conference
Enrollment: 239
Class: C
City: Ottawa Lake
Superintendent: Valerie Orr
Principal: Kelly Tuller
Director of Student Advancement/Athletic Director: Jason Mensing

FOOTBALLGLANCE

2017 record: 9-0 (7-0 in TCC)
2016 record: 13-1 (7-0 in TCC)
League championships: 1961, 1964, 1965 (River Raisin Conference); 1994, 2016, 2017 (Tri-County Conference)
Playoff appearances: 1987, 1990, 1993, 1994, 1995, 2000, 2001, 2002, 2003, 2005, 2006, 2009, 2012, 2013, 2014, 2015, 2016, 2017
First year of varsity football: 1957
All-Time record: 339-229-4

STANDINGS TRI-COUNTY CONFERENCE



	ALL	TCC
WHITEFORD	9-0	7-0
Morenci	6-3	6-1
Clinton	6-3	5-2
Summerfield	6-3	4-3
Sand Creek	4-5	3-4
Whitmore Lake	3-6	2-5
Britton Deerfield	1-8	1-6
Madison	0-9	0-7

WEEK 9 RESULTS

Friday, Oct. 20

WHITEFORD 51, Britton Deerfield 0

Clinton 55, Madison 12

Morenci 40, Summerfield 28

Sand Creek 49, Whitmore Lake 6

WHITEFORD PLAYOFFGLANCE

Appearances: 18th

Wins: 15

Losses: 17

District titles: 3

Regional titles: 2

State runner-up: 1

LENAWEE CHRISTIAN QUICKGLANCE

Nickname: Cougars
School colors: Royal Blue/Scarlet/White
League: South Central Athletic Association
Enrollment: 181
Class: D
City: Adrian
Superintendent: Tom Durbin
Principal: Mike Crafts
Athletic Director: Craig Anderson

FOOTBALLGLANCE

Head coach: Bill Wilharms

2017 record: 6-3

2016 record: 4-5

Playoff appearances: 2010, 2013, 2015, 2017

All-Time record: 41-35

WHITEFORD 2017 SCHEDULE/SEASON UPDATE

Date	Opponent	Result	Score	Notes
Aug. 25	at Blissfield	48-8	W	Bobcats roll up 537 yards of total offense (523 rushing/24 passing)
Aug. 31	Detroit Community	48-16	W	Bobcats led 42-0 at halftime
Sept. 8	Summerfield	54-6	W	Whiteford forces running clock late in first half in going to 3-0
Sept. 15	at Whitmore Lake	64-22	W	The Bobcats scored 32 first quarter points and a season-high 9 touchdowns
Sept. 22	Adrian Madison	67-0	W	67 points in third most in Whiteford history and most since 1968
Sept. 29	at Morenci	51-8	W	Bobcats clinch 6th straight playoff appearance - Longest streak in team history
Oct. 6	Sand Creek	53-14	W	Whiteford goes over 50 point-mark fifth straight week for 1st time
Oct. 13	at Clinton	52-21	W	Bobcats clinch back-to-back TCC titles for the first time ever
Oct. 20	Britton Deerfield	51-0	W	Whiteford has 2nd shutout in season for first time since 2013
Oct. 27	Lenawee Christian			First meet between the two schools

WHITEFORD FOOTBALL

Friday, Oct. 27 • Week 10 • 7 p.m. • Lenawee Christian at Whiteford (Round 1 Playoffs)

WHITEFORD PLAYOFF ROSTER

No.	Name	Position	Class
1	Thomas Eitnrear	CB/QB	12
2	Nick Merchant	CB/WB	10
3	Bradyn Clark-Gilmore	LB/WB	11
4	Jared Bronikowski	DE/TE	12
5	Jacob Kahn	CB/WB	9
6	Hayden Hizer	CB/E	10
7	Hunter Lake	CB/WB	11
8	Evan Dyer	E/E	9
12	Braedon Mills	CB/QB	10
14	Nathan Bauman	LB/E	11
16	Skyler Collins	E/E	10
18	D'Ondre Shaw	LB/WB	10
20	Logan Murphy	LB/FB	11
21	Zack Bertz	FS/LB/WB	11
22	Abba Risley	LB/FS/FB	12
23	Caleb Williams	CB/WB	11
24	Ty Eitnrear	CB/QB	11
28	Cody Westfall	LB/E	11
40	Devon Shaw	LB/FB	9
42	Devan Thomas	DE	11
43	Henry Zdybek	LB/G	10
45	Trent Durden	LB/G	9
46	Jack Garrison	OLB	12
49	Zach Renaud	FS/G	10
50	Nicholas Donnelly	LB/C	11
53	Jacob Lewis	DT/C	12
54	Ian Slick	DT/G	11
54	Brodi Tesznar	E/T	10
56	Cole Borowicz	DT/T	12
57	Shyler Alexander	DT/G	9
58	Isiah Shelton	LB/G	10
60	Nick Freeman	LB/G	9
61	Hunter Jacobs	DT/OT	10
62	Alex Bahls	DT/G	12
63	Eli Shelton	LB	12
65	Alex Kohler	G	12
66	Jacob Brenke	DT/T	11
67	Jon Eipperle	LB/C	10
68	Jordan Book	DT/G	12
71	Jarrett Atherton	DT/T	12
74	Lucas Tesznar	DT/T	12
75	Josh Hagan	DT/T	10
78	DeShaun Williams	DT/T	11
81	Luke Masserant	LB/E	9
82	Ethan Inman	DE	12
84	Matthew Taylor	DE/E	12
89	Bryce Wing	DE/G	11

WHITEFORD TEAM STATS



Team stats for Whiteford and its opponents through 9 games:

	WF	OPP
Scoring	488	95
Points Per Game	54.2	10.6
First Downs	205	87
First Downs - Rushing	168	46
First Downs - Passing	30	30
First Downs - Penalties	7	11
3rd Down Conv/Att	44/66	20/85
4th Down Conv/Att	12/12	8/34
Turnovers	8	17
Rushing	3373	854
Attempts	376	245
Average Per Rush	9.0	3.5
Average Per Game	374.8	94.9
Rushing TDs	55	5
Passing	861	777
Completions- Attempts	34 - 50	54 - 137
Avg Per Attempt	17.2	5.7
Avg Per Completion	25.3	14.4
Avg Per Game	95.7	86.3
Passing TDs	12	8
Interceptions	3	8
Fumbles - Lost	10 - 5	18 - 9
Total Offense	4234	1631
Total Plays	426	382
Average per Play	9.9	4.3
Average Per Game	470.4	181.2
Big Plays (>20 yds)	52	31
Time of Possession	03:31:27	03:42:59
Penalties - Yards	48 - 490	33 - 275

WHITEFORD FOOTBALL

Friday, Oct. 27 • Week 10 • 7 p.m. • Lenawee Christian at Whiteford (Round 1 Playoffs)

WHITEFORD COACH JASON MENSING

At Whiteford: 6th year (56-13, .809)

League championships: 2 (2016, 2017)

Playoff appearances: 6 (2012, 2013, 2014, 2015, 2016, 2017)

District championships: 3 (2013, 2015, 2016)

Regional championships: 2 (2015, 2016)

State finals appearances: 1 (2016, L-Muskegon Catholic Central)



Jason Mensing was named the Farm Bureau Insurance/Detroit Lions Prep Football Coach of the Week in September.

YEAR-BY-YEAR

YEAR	SCHOOL	W	L	NOTEWORTHY
2002	Addison	9	3	Lenawee County Coach of the Year
2003	Grayling	8	3	Michigan AP Class B Coach of the Year
2004	Owosso	3	6	
2005	Owosso	4	5	
2006	Owosso	1	8	
2007	Tecumseh	6	4	Lenawee County Coach of the Year
2008	Tecumseh	3	6	
2009	Tecumseh	2	7	
2010	Tecumseh	2	7	
2011	none			Assistant coach Siena Heights University
2012	Whiteford	8	2	Playoff qualifier
2013	Whiteford	9	3	District champions
2014	Whiteford	7	4	Playoff qualifier
2015	Whiteford	10	3	District, Regional champions, Division 8 semifinalist
2016	Whiteford	13	1	TCC champs, District, Regional champions; Division 8 state finalist
2017	Whiteford	9	0	TCC champs, Playoffs
ALL		94	62	0.600 Overall winning percentage
WHITEFORD		56	13	0.811 at Whiteford

COACH NOTEBOOK

- Jason is the second-winningest coach in Bobcat history with 56 wins, trailing only Jack Luettkie (157 wins in 29 seasons)
- His .811 winning percentage is the best in Whiteford history
- Jason is No. 8 on the all-time list of Tri-County Conference overall coaching victories (56) and second in winning percentage (.811). He's 10th in TCC wins (34) and 4th in win percentage (.811), counting league games only (34-8).
- Has a playoff record of 10-5, tied for second-most playoff wins of any TCC-coach and is the second-most wins of any coach in Monroe County history
- Whiteford has qualified for the state football playoffs for a school-record sixth straight year

WHITEFORD FOOTBALL

Friday, Aug. 25 • Week 1 • 7 p.m. • Whiteford at Blissfield

WHITEFORD WEEK **1** REVIEW



Whiteford
Blissfield

22 **6** **8** **12** **=** **48**
8 **0** **0** **0** **=** **8**



TEAM STATS

	Whiteford	Blissfield
Total offense	547	163
Plays	64	44
Yards per play	8.5	3.7
Passing yards	24	103
Completion-Attempts	2-7	6-20
Yards per pass	12.0	17.2
TDs-Int	0-1	0-2
Rushing yards	523	60
Rushing attempts	57	24
Yards per rush	9.2	2.5
Receiving	24	103
Penalties-yards	7-75	5-65
Turnovers	2	2
Fumbles-lost	1-1	0-0
Punting-Avg	0-0	5-27.4
Possession	27:06	20:54
First downs	26	10
3rd down conv.	9/15	4/11
4th down conv.	2/2	1/1

SCORING SUMMARY

FIRST QUARTER

W – Zach Bertz 44 run (Logan Murphy pass from Thomas Eitniet)

W – Hunter Lake 3 run (Bradyn Gilmore run)

B – Gavin Ganun 1 run (Josh Eisenmann pass from Ganun)

W – Thomas Eitniet 65 run (run failed)

SECOND QUARTER

W – Hunter Lake 23 run (run failed)

THIRD QUARTER

W – Bertz 1 run (Lake pass from Eitniet)

FOURTH QUARTER

W – Gilmore 3 run (run failed)

W – Nathan Bauman 6 run (kick failed)

POST-GAME NOTES

- Whiteford and Blissfield are now tied at 17 wins apiece in the 34-game series between the two schools.
- Whiteford holds a 15-11 advantage over Blissfield when the two teams play in the season opener.
- The Bobcats have now won six straight games over the Royals, the longest streak for either school in the series.
- Whiteford's 40-point win was the largest margin of victory for either team in series history. The previous high for Whiteford was a 36-point win (49-13) in 1986. Blissfield's largest win over Whiteford was 37 points in 2009 (58-21).

PLAYER STATS

PASSING

Whiteford	Comp	Att	Yds	TD	Int
Thomas Eitniet	2	7	24	0	1
Blissfield	Comp	Att	Yds	TD	Int
Gavin Ganun	6	20	103	0	2

RUSHING

Whiteford	Att	Yards	Avg	TD
Logan Murphy	19	186	9.8	0
Thomas Eitniet	10	146	14.6	1
Hunter Lake	10	79	7.9	2
Zach Bertz	8	67	8.4	2
Nathan Bauman	4	27	6.8	1
Bradyn Clark-Gilmore	4	11	2.8	1
Ty Eitniet	2	7	3.5	0
Blissfield	Att	Yards	Avg	TD
Jack Willson	5	22	4.4	0
Devon Slusher	4	18	4.5	0
Jacob Spano	7	9	1.3	0
Gavin Ganun	5	6	1.2	1
Lucas Coopshaw	2	4	2.0	0
Andrew O'Brien	1	1	1.0	0

RECEIVING

Whiteford	Rec	Yards	Avg	TD
Hunter Lake	2	24	12.0	0
Blissfield	Rec	Yards	Avg	TD
Josh Eisenmann	2	43	21.5	0
Spencer Kleparek	1	35	35.0	0
Devon Slusher	3	25	8.3	0

DEFENSE

Whiteford	Solo	Ast	T
Hunter Lake	4	3	7
Zach Bertz	4	1	5
De'Shawn Williams	3	2	5
Abba Risley	2	3	5
Jarret Atherton	1	2	3
Ethan Inman	1	2	3
Eli Shelton	0	3	3
Jordan Book	2	0	2
Logan Murphy	1	1	2
Matthew Taylor	1	1	2
Alex Bahls	1	1	2
Cole Borowicz	1	1	2
Ty Eitniet	0	2	2
Nathan Bauman	1	0	1
Cody Westfall	0	2	2
Jack Garrison	0	1	1
Bryce Wing	0	1	1

Other Defense

Sacks: None

Tackles for loss: De'Shawn Williams 2, Jordan Book 1, Jarret Atherton .5, Ethan Inman .5

Interceptions: Hunter Lake, Ty Eitniet

WHITEFORD FOOTBALL

Thursday, Aug. 31 • Week 2 • 7 p.m. • Detroit Community at Whiteford

WHITEFORD WEEK 2 REVIEW



Detroit Community
Whiteford

0 0 16 0 = 16
22 20 6 0 = 48



TEAM STATS

	Whiteford	DC
Total offense	311	168
Plays	36	37
Yards per play	8.6	4.5
Passing yards	51	148
Completion-Attempts	3-5	5-15
Yards per pass	17.0	29.6
TDs-Int	0-1	2-2
Rushing yards	260	20
Rushing attempts	31	22
Yards per rush	8.4	0.9
Receiving	51	148
Penalties-yards	3-40	6-40
Turnovers	2	4
Fumbles-lost	3-1	2-2
Punting-Avg	1-38.0	0-0.0
Possession	23:51	24:09
First downs	19	6
3rd down conv.	1/4	3/9
4th down conv.	1/1	1/4

POST-GAME NOTES

- Whiteford coach Jason Mensing is 12-0 in non-conference regular season games since becoming head coach of the Bobcats.
- Whiteford's 11-game regular season winning streak is the longest for Whiteford since its 23-game win streak from 1963 to 1966.
- In two seasons, Whiteford has outscored Detroit Community 108-36. Whiteford leads the all-time series, 2-0.
- Summerfield – Whiteford's next opponent – is the only other Tri-County Conference team besides Whiteford to start the season 2-0.

PLAYER STATS

PASSING

Whiteford	Comp	Att	Yds	TD	Int
Thomas Eitnrear	3	5	51	0	1
Community	Comp	Att	Yds	TD	Int
Kenneth Thornton III	2	6	97	1	0
Melike Moore	3	9	51	1	2

RUSHING

Whiteford	Att	Yards	Avg	TD
Logan Murphy	8	85	10.6	1
Thomas Eitnrear	6	54	9.0	2
Zach Bertz	3	36	12.0	1
Nathan Bauman	4	32	8.0	1
Hunter Lake	5	27	5.4	1
Bradyn Clark-Gilmore	1	17	17.0	0
Ty Eitnrear	3	6	2.0	1
Caleb Williams	1	3	3.0	0
Community	Att	Yards	Avg	TD
Rayvon Williamson	13	27	2.1	0
Kenneth Thornton III	1	3	3.0	0
Tyrese Allen	1	1	1.0	0
D'Vonte Fairley	1	0	0.0	0
Melike Moore	6	-11	-1.8	0

RECEIVING

Whiteford	Rec	Yards	Avg	TD
Bradyn Clark-Gilmore	2	37	18.5	0
Hunter Lake	1	14	14.0	0
Community	Rec	Yards	Avg	TD
Daron Davis	2	76	38.0	1
Rayvon Williamson	1	60	60.0	1
Tyrese Allen	1	11	11.0	0
Kenneth Thornton III	1	1	1.0	0

DEFENSE

Whiteford	Solo	Ast	T
Eli Shelton	3	3	6.0
Cody Westfall	3	2	5.0
Abba Risley	2	2	4.0
Hunter Lake	2	1	3.0
Zach Bertz	2	0	2.0
Nathan Bauman	1	2	3.0
Ty Eitnrear	2	0	2.0
Jarret Atherton	1	1	2.0
Bryce Wing	0	3	3.0
Ethan Inman	1	0	1.0
Bradyn Clark-Gilmore	1	0	1.0
Jack Garrison	1	0	1.0
Cole Borowicz	0	1	1.0
Jordan Book	0	1	1.0
Alex Bahls	0	1	1.0
Ian Slick	0	1	1.0

Other Defense

Sacks: Eli Shelton 1
Tackles for loss: Eli Shelton 2.5, Cody Westfall 1, Hunter Lake 1
Interceptions: Ty Eitnrear 2

SCORING SUMMARY

FIRST QUARTER

W – Logan Murphy 1 run (Zach Bertz run), 10:52
 W - Thomas Eitnrear 7 run (pass failed), 8:46
 W - Thomas Eitnrear 20 run (Hunter Lake run), 6:10

SECOND QUARTER

W – Bertz 15 run (Murphy run), 11:53
 W - Lake 1 run (kick failed), 8:30
 W - Nathan Bauman 13 run (kick failed), 3:19

THIRD QUARTER

C - Daron Davis 39 pass from Melike Moore (Rayvon Williamson run), 8:51
 W - Ty Eitnrear 14 run (run failed), 5:30

FOURTH QUARTER

C - Williamson 60 pass from Kenneth Thornton III (Tyrese Allen run), 4:14

WHITEFORD FOOTBALL


Friday, Sept. 8 • Week 3 • 7 p.m. • Summerfield at Whiteford

WHITEFORD WEEK 3 REVIEW



Summerfield
Whiteford

0 6 0 0 = 6
14 28 6 6 = 54



TEAM STATS

	Whiteford	Sum
Total offense	542	206
Plays	44	37
Yards per play	12.3	5.6
Passing yards	82	156
Completion-Attempts	5-6	7-15
Yards per pass	22.3	16.4
TDs-Int	2-0	1-0
Rushing yards	460	50
Rushing attempts	38	22
Yards per rush	12.1	2.3
Receiving	82	156
Penalties-yards	1-5	3-25
Turnovers	0	1
Fumbles-lost	0-0	2-1
Punting-Avg	0-0.0	3-26.0
Possession	22:00	28:40
First downs	21	6
3rd down conv.	6/7	0/8
4th down conv.	1/1	1/5

POST-GAME NOTES

- The 54 points scored by Whiteford is the most scored by the Bobcats in its series vs. Summerfield since 2003 (61 points) and the largest margin of win over the Bulldogs since 1968 (76-0).
- The win was No. 50 for Whiteford coach Jason Mensing at Whiteford (50-13).
- Thomas Eitniet has 26 career touchdown passes. The career record at Whiteford is 28 by Gabe LaRoy.
- In addition to his 50+ yard touchdown runs Friday against Summerfield, Logan Murphy also had a 90-yard run against Blissfield, giving him four rushes of more than 50 yards this season.

PLAYER STATS

PASSING

Whiteford	Comp	Att	Yds	TD	Int
Thomas Eitniet	5	6	82	2	0
Summerfield	Comp	Att	Yds	TD	Int
Brenden Zeipeks	7	15	156	1	0

RUSHING

Whiteford	Att	Yards	Avg	TD
Logan Murphy	7	212	30.0	3
Bradyn Clark-Gilmore	8	101	12.6	1
Zach Bertz	5	58	11.6	3
Hunter Lake	8	42	5.3	0
Nathan Bauman	3	15	5.0	0
Ty Eitniet	2	11	5.5	0
Thomas Eitniet	2	11	5.5	0
Caleb Williams	2	9	4.5	0
Abba Risley	1	1	1.0	0
Summerfield	Att	Yards	Avg	TD
Noah Cunningham	1	26	26.0	0
Andrew Bucher	4	10	2.5	0
Chris Bucher	6	9	1.5	0
Brenden Zeipeks	6	3	0.5	0
Jacob Heisler	1	1	1.0	0
Bryce Smith	4	1	0.3	0

RECEIVING

Whiteford	Rec	Yards	Avg	TD
Hunter Lake	2	43	21.5	2
Nathan Bauman	1	15	15.0	0
Logan Murphy	1	13	13.0	0
Jared Bronikowski	1	11	11.0	0
Summerfield	Rec	Yards	Avg	TD
Noah Cunningham	5	135	27.0	1
Chris Bucher	1	12	12.0	0
Jacob Heisler	1	9	9.0	0

DEFENSE

Whiteford	Solo	Ast	T
Abba Risley	5	5	10
Zach Bertz	2	4	6
Bradyn Clark-Gilmore	4	0	4
Ty Eitniet	2	2	4
Eli Shelton	1	4	5
Logan Murphy	2	1	3
Matthew Taylor	0	3	3
Ethan Inman	1	1	3
DeShawn Williams	1	1	2
Hunter Lake	1	0	1
Jarret Atherton	0	1	1
Jack Garrison	0	1	1
Nicholas Donnelly	0	1	1

Other Defense

Sacks: Logan Murphy (.5), Matthew Taylor (.5)

Tackles for loss: Zach Bertz (1), Logan Murphy (1.5), Matthew Taylor (1.0), Jack Garrison (.5), Nicholas Donnelly (.5), Eli Shelton (.5)

Interceptions: None

SCORING SUMMARY

FIRST QUARTER

W – Logan Murphy 73 run (Zach Bertz run), 9:38

W – Hunter Lake 26 pass from Thomas Eitniet (run failed), 1:25

SECOND QUARTER

S – Noah Cunningham 24 pass from Brenden Zeipeks (pass failed), 10:10

W – Lake 17 pass from Eitniet (run failed), 6:40

W – Bradyn Clark-Gilmore 52 run (pass failed), 4:40

W – Murphy 50 run (Matthew Taylor pass from Thomas Eitniet), 2:40

W – Murphy 66 run (Murphy run), :00

THIRD QUARTER

W – Bertz 3 run (kick failed)

FOURTH QUARTER

W – Bertz 20 run (kick failed), 4:11

WHITEFORD FOOTBALL

Friday, Sept. 15 • Week 4 • 7 p.m. • Whiteford at Whitmore Lake

WHITEFORD WEEK 4 REVIEW



Whitmore Lake
Whiteford

0 16 0 6 = 22
32 12 8 12 = 64



TEAM STATS

	Whiteford	WL
Total offense	453	186
Plays	36	56
Yards per play	12.6	3.3
Passing yards	145	80
Completion-Attempts	6-7	9-13
Yards per pass	24.2	8.9
TDs-Int	2-0	2-0
Rushing yards	308	106
Rushing attempts	29	43
Yards per rush	10.6	2.5
Receiving	145	80
Penalties-yards	4-40	0-0
Turnovers	0	0
Fumbles-lost	0-0	4-0
Punting-Avg	0-0	1-29.0
Possession	13:22	34:38
First downs	21	18
3rd down conv.	2/2	4/11
4th down conv.	0/0	2/5

POST-GAME NOTES

- When Thomas Eitnietar threw a touchdown pass in the first quarter against Whitmore Lake to his brother, Ty Eitnietar, the duo became just the third brother combination in Whiteford history to team up on a touchdown pass (Doug Herman to Red Herman, 1968; Joe Gust to Jake Gust, 2002).
- Thomas Eitnietar now has 28 career touchdown passes, tying him with Gabe LaRoy for the career lead in Whiteford touchdown passes.
- The 86 points combined is tied for the third-highest point total in Whiteford history (The record is 100).
- Whitmore Lake punted once for 29 yards. The Bobcats have yet to return a punt this season.

PLAYER STATS

PASSING						
Whiteford	Comp	Att	Yds	TD	Int	
Thomas Eitnietar	6	7	145	2	0	
Whitmore Lake	Comp	Att	Yds	TD	Int	
Bryan Pasciak	9	13	80	2	0	

RUSHING				
Whiteford	Att	Yards	Avg	TD
Logan Murphy	6	134	22.3	3
Thomas Eitnietar	6	56	9.3	1
Zach Bertz	6	47	7.8	2
Nathan Bauman	5	37	7.4	1
Ty Eitnietar	3	26	8.7	0
Caleb Williams	3	8	2.7	0
Whitmore Lake	Att	Yards	Avg	TD
Evan Romeo	17	54	3.2	0
Steven Leach	9	42	4.7	0
Izaak Angel	8	13	1.6	0
Zachary Brady	1	2	2.0	0
Evan Vaughan	2	1	0.5	0
Bryan Pasciak	6	-6	-1.0	0

RECEIVING				
Whiteford	Rec	Yards	Avg	TD
Bradyn Clark-Gilmore	4	89	22.3	1
Ty Eitnietar	2	56	28.0	1
Whitmore Lake	Rec	Yards	Avg	TD
Kyle Watts	2	26	13.0	0
Luke Burkhardt	4	24	6.0	2
Izaak Angel	2	21	10.5	0
Steven Leach	1	9	9.0	0

DEFENSE			
Whiteford	Solo	Ast	T
Eli Shelton	4	4	8
Cody Westfall	4	3	7
Abba Risley	3	4	7
Ty Eitnietar	3	3	6
Bradyn Clark-Gilmore	1	6	7
Zach Bertz	2	3	5
Jack Garrison	2	3	5
Nathan Bauman	2	2	4
Bryce Wing	2	2	4
Logan Murphy	2	1	3
Alex Bahls	2	1	3
DeShawn Williams	1	2	3
Ethan Inman	1	1	2
Jacob Brenke	0	3	3
Matthew Taylor	1	0	1
Ian Slick	1	0	1
Nicholas Donnelly	1	0	1
Jared Bronikowski	1	0	1
Lucas Teszner	0	1	1
Cole B orowicz	0	1	1

Other Defense
Sacks: Jack Garrison 1.5, Ethan Inman .5
Tackles for loss: Eli Shelton 2, Abba Risley 1, Ty Eitnietar .5, Jack Garrison 1.5, Logan Murphy 2.5, Alex Bahls 1, DeShawn Williams 1.5, Ethan Inman .5, Jacob Brenke .5

SCORING SUMMARY

FIRST QUARTER

W – Logan Murphy 51 run (Logan Murphy run), 11:16
 W – Ty Eitnietar 42 pass from Thomas Eitnietar (Zach Bertz run), 8:41
 W – Logan Murphy 17 run (Ty Eitnietar pass from Thomas Eitnietar), 8:03
 W – Thomas Eitnietar 13 run (Bradyn Clark-Gilmore pass from Thomas Eitnietar), 3:32

SECOND QUARTER

WL – Luke Burkhardt 10 pass from Bryan Pasciak (Bryan Pasciak run), 11:18
 W – Zach Bertz 1 run (kick failed), 10:07
 WL – Luke Burkhardt 2 pass from Bryan Pasciak (Kyle Watts pass from Bryan Pasciak), 2:10
 W – Bradyn Clark-Gilmore 13 pass from Thomas Eitnietar (kick failed), :47

THIRD QUARTER

W – Nathan Bauman 3 run (Zach Bertz run), 7:10

FOURTH QUARTER

W – Zach Bertz 23 run (kick failed), 11:51
 WL – Steven Leach 19 run (run failed), 6:39
 W – Logan Murphy 37 run (kick failed), 2:55

WHITEFORD FOOTBALL

Friday, Sept. 22 • Week 5 • 7 p.m. • Madison at Whiteford

WHITEFORD WEEK 5 REVIEW



Madison
Whiteford

0 0 0 0 = 0
32 21 7 7 = 67



TEAM STATS

	Madison	Whiteford
Total offense	113	515
Plays	35	37
Yards per play	3.2	13.9
Passing yards	27	158
Completion-Attempts	4-8	3-4
Yards per pass	6.8	52.7
TDs-Int	0-0	3-0
Rushing yards	86	357
Rushing attempts	27	33
Yards per rush	3.2	10.8
Receiving	27	158
Penalties-yards	3-40	4-45
Turnovers	1	0
Fumbles-lost	2-1	1-0
Punting-Avg	4-33.0	0-0.0
Possession	26:47	21:13
First downs	6	21
3rd down conv.	0/8	3/3
4th down conv.	0/3	0/0

POST-GAME NOTES

- The 67 points scored are the third-most in Whiteford history and most scored by the Bobcats since they set the school scoring record by scoring 76 points vs. Summerfield in 1968. The second-most points in a game for Whiteford was a 68-point effort against Deerfield in 1964.
- Whiteford is averaging 56.6 points per game through five games.
- Nathan Bauman kicked three extra points for the Bobcats, the first three successful extra-point kicks of the season.
- Whiteford has scored 131 points in the last two weeks, the most points ever scored by the Bobcats in successive weeks.
- Thomas Eitniece has now accounted for 31 touchdown passes and 21 touchdown runs in his career, a total of 52 touchdowns.

PLAYER STATS

PASSING

Whiteford	Comp	Att	Yds	TD	Int
Thomas Eitniece	3	4	158	3	0
Madison	Comp	Att	Yds	TD	Int
Max Brant	4	8	27	0	0

RUSHING

Whiteford	Att	Yards	Avg	TD
Nathan Bauman	8	96	12.0	0
Logan Murphy	7	79	11.3	1
Thomas Eitniece	7	73	14.6	2
Ty Eitniece	7	72	10.3	1
Jack Garrison	3	23	7.7	1
Zach Bertz	2	11	5.5	1
Abba Risley	1	3	3.0	0
Madison	Att	Yards	Avg	TD
Kenny Cable	8	61	7.6	0
Benny Casanova	5	25	5.0	0
Derek Allen	1	13	13.0	0
Max Brant	8	-8	-1.0	0
Keegen Miller	5	-5	-1.0	0

RECEIVING

Whiteford	Rec	Yards	Avg	TD
Brady Clark-Gilmore	2	102	51.5	2
Zach Bertz	1	56	56.0	1
Madison	Rec	Yards	Avg	TD
Derek Allen	1	21	21.0	0
Hayden VanValkenburg	3	6	2.0	0

DEFENSE

Whiteford	Solo	Ast	T
Eli Shelton	5	7	12
Abba Risley	5	3	8
Jack Garrison	2	5	7
Brady Clark-Gilmore	3	2	5
Alex Bahls	2	1	3
Bryce Wing	2	0	2
Logan Murphy	1	1	2
Zach Bertz	0	2	2
Nicholas Donnelly	1	1	2
Cole Borowicz	0	2	2
Ethan Inman	1	0	1
Jarret Atherton	1	0	1
Ian Slick	1	0	1
Ty Eitniece	0	1	1
Matthew Taylor	0	1	1
Lucas Tesznar	0	1	1
DeShawn Williams	0	1	1

Other Defense

Sacks: Abba Risley, Logan Murphy
Tackles for loss: Eli Shelton 3, Abba Risley 1, Alex Bahls 1.5, Ethan Inman 1, Cole Borowicz .5, Lucas Tesznar .5, Nicholas Donnelly .5, DeShawn Williams .5

SCORING SUMMARY

FIRST QUARTER

W – Brady Clark-Gilmore 61 pass from Thomas Eitniece (Thomas Eitniece run), 11:45

W – Clark-Gilmore 41 pass from Thomas Eitniece (Logan Murphy run), 7:05

W – Thomas Eitniece 16 run (Thomas Eitniece run), 6:49

W – Thomas Eitniece 13 run (Zach Bertz run), 2:33

SECOND QUARTER

W – Zach Bertz 56 pass from Thomas Eitniece (Matthew Taylor pass from Thomas Eitniece), 11:10

W – Ty Eitniece 59 run (kick failed), 7:18

W – Logan Murphy 17 run (Nathan Bauman kick), 2:28

THIRD QUARTER

W – Zach Bertz 5 run (Nathan Bauman kick), 2:44

FOURTH QUARTER

W – Jack Garrison 9 run (Nathan Bauman kick), 1:42

WHITEFORD FOOTBALL

Friday, Sept. 29 • Week 6 • 7 p.m. • Whiteford at Morenci

WHITEFORD WEEK 6 REVIEW



Whiteford
Morenci

22 16 13 0 = 51
0 0 8 0 = 8



TEAM STATS

	Whiteford	Mor
Total offense	479	212
Plays	48	33
Yards per play	10.0	6.4
Passing yards	107	16
Completion-Attempts	4-4	1-5
Yards per pass	26.8	16.0
TDs-Int	0-0	0-0
Rushing yards	372	196
Rushing attempts	44	28
Yards per rush	8.5	7.0
Receiving	107	16
Penalties-yards	7-70	6-55
Turnovers	1	3
Fumbles-lost	1-1	3-3
Punting-Avg	0-0.0	3-7.3
Possession	28:38	19:22
First downs	21	7
3rd down conv.	7/9	1/6
4th down conv.	1/1	1/3

SCORING SUMMARY

FIRST QUARTER

W – Logan Murphy 67 run (Nathan Bauman run), 10:36, 1st

W – Thomas Eitnrear 4 run (Logan Murphy run), 2:46, 1st

W – Thomas Eitnrear 53 run (run failed), :42, 1st

SECOND QUARTER

W – Logan Murphy 2 run (Logan Murphy run), 4:09, 2nd

W – Safety, Morenci punter tackled in the end zone, 2:22, 2nd

W – Logan Murphy 5 run (pass failed), 1:07, 2nd

THIRD QUARTER

W – Zach Bertz 12 run (kick failed), 7:57, 3rd

M – Luke Grieder 70 run (Harley McCaskey run), 5:41, 3rd

W – Logan Murphy 8 run (Nathan Bauman kick), 1:51, 3rd

POST-GAME NOTES

- With the win, Whiteford qualified for the state playoffs for the sixth consecutive season, a school record and one shy of the TCC record.
- Thomas Eitnrear is now 29-4 as a starting quarterback at Whiteford, holding the record for starts as a QB, consecutive starts and victories
- Whiteford converted one fourth-down conversion in the game, making the Bobcats 5-for-5 this season on fourth-down attempts.
- The 51 points are the most points Whiteford has ever scored in a game against Morenci. The previous high was

PLAYER STATS

PASSING

Whiteford	Comp	Att	Yds	TD	Int
Thomas Eitnrear	4	4	107	0	0
Morenci	Comp	Att	Yds	TD	Int
Harley McCaskey	1	5	16	0	0

RUSHING

Whiteford	Att	Yards	Avg	TD
Logan Murphy	14	127	9.1	4
Thomas Eitnrear	4	69	17.3	2
Ty Eitnrear	8	66	8.3	0
Nathan Bauman	8	51	6.4	0
Zach Bertz	8	47	5.9	1
Jack Garrison	2	12	6.0	0
Morenci	Att	Yards	Avg	TD
Luke Grieder	6	88	14.7	1
Dylan Amos	10	73	7.3	0
Collyn Nolan	6	26	4.3	0
Harley McCaskey	4	5	1.3	0
Cam Miller	2	4	2.0	0

RECEIVING

Whiteford	Rec	Yards	Avg	TD
Nathan Bauman	1	55	55.0	0
Bradyn Clark-Gilmore	3	52	17.3	0
Morenci	Rec	Yards	Avg	TD
Chase VanBrandt	1	16	16.0	0

DEFENSE

Whiteford	Solo	Ast	T
Abba Risley	3	5	8
Eli Shelton	1	5	6
Logan Murphy	1	4	5
Jack Garrison	0	5	5
Ethan Inman	1	3	4
Nicholas Donnelly	0	4	4
Ty Eitnrear	2	0	2
Deshawn Williams	2	0	2
Bryce Wing	1	1	2
Zach Bertz	0	2	2
Alex Bahls	0	2	2
Bradyn Clark-Gilmore	0	2	2
Matthew Taylor	0	2	2
Colo Borowicz	1	0	1
Jacob Brenke	0	1	1

Other Defense

Sacks: Logan Murphy 0.5, Ethan Inman 0.5,

Tackles for loss: Abba Risley 2, Logan Murphy 0.5, Ethan Inman 0.5, Deshawn Williams 1,

Interceptions: None

WHITEFORD FOOTBALL


Friday, Oct. 6 • Week 7 • 7 p.m. • Sand Creek at Whiteford

WHITEFORD WEEK 7 REVIEW



Sand Creek
Whiteford

7 7 0 0 = 14
6 24 16 7 = 53



TEAM STATS

	SC	Whiteford
Total offense	261	466
Plays	46	55
Yards per play	5.7	8.5
Passing yards	36	136
Completion-Attempts	3-7	4-6
Yards per pass	12.0	34.0
TDs-Int	0-0	2-1
Rushing yards	225	330
Rushing attempts	39	49
Yards per rush	5.8	6.7
Receiving	36	136
Penalties-yards	7-50	6-45
Turnovers	1	3
Fumbles-lost	2-1	2-2
Punting-Avg	2-16.0	0-0.0
Possession	22:13	25:33
First downs	13	24
3rd down conv.	4/13	7/10
4th down conv.	0/3	2/2

SCORING SUMMARY

FIRST QUARTER

SC – Carson Scroggie 15 run (Travis Carson kick), 7:35

W – Thomas Eitniece 9 run (pass failed), :37

SECOND QUARTER

W – Bradyn Clark-Gilmore 12 pass from Thomas Eitniece (Logan Murphy run), 11:09

SC – Alec Muck 43 run (Travis Carson kick), 8:41

W – Thomas Eitniece 28 run (Logan Murphy run), 6:57

W – Logan Murphy 1 run (Bradyn Clark-Gilmore pass from Thomas Eitniece), :30

THIRD QUARTER

W – Zach Bertz 20 run (Nathan Bauman run), 4:55

W – Bradyn Clark-Gilmore 91 pass from Thomas Eitniece (Bradyn Clark-Gilmore pass from Thomas Eitniece), :18

FOURTH QUARTER

W – Zach Bertz 12 run (Nathan Bauman kick), :46

POST-GAME NOTES

- By scoring 53 points, the Bobcats went over the 50-point mark for the fifth consecutive game for the first time in team history.
- Bradyn Clark-Gilmore's 91-yard touchdown reception was the second-longest of Thomas Eitniece's career. He threw a 96-yard scoring strike to Jesse Kiefer in the 2015 playoffs (vs. Climax-Scotts).
- Whiteford converted two fourth-down conversions to remain perfect on fourth-down conversions on the season.
- Whiteford can clinch a share of the Tri-County Conference title next week in its game against Clinton.

PLAYER STATS

PASSING

Whiteford	Comp	Att	Yds	TD	Int
Thomas Eitniece	4	6	136	2	1
Sand Creek	Comp	Att	Yds	TD	Int
Dalton Knapp	3	7	36	0	0

RUSHING

Whiteford	Att	Yards	Avg	TD
Thomas Eitniece	10	107	10.7	2
Logan Murphy	13	82	6.3	1
Zach Bertz	10	61	6.1	2
Nathan Bauman	12	59	4.9	0
Ty Eitniece	4	21	5.3	0
Sand Creek	Att	Yards	Avg	TD
Alec Muck	19	129	6.8	1
Payton Woodard	7	38	5.4	0
Carson Scroggie	6	35	5.8	1
William Alexander	3	33	11.0	0
Dalton Knapp	4	-10	-2.5	0

RECEIVING

Whiteford	Rec	Yards	Avg	TD
Bradyn Clark-Gilmore	3	127	42.3	2
Hunter Lake	1	9	9.0	0
Sand Creek	Rec	Yards	Avg	TD
William Alexander	1	15	15.0	0
Jonathon Shipman	1	11	11.0	0
Alec Muck	1	10	10.0	0

DEFENSE

Whiteford	Solo	Ast	T
Abba Risley	3	5	8
Zach Bertz	6	0	6
Jarret Atherton	3	2	5
Eli Shelton	2	3	5
DeShawn Williams	1	4	5
Matthew Taylor	0	5	5
Ethan Inman	2	2	4
Logan Murphy	4	0	4
Bradyn Clark-Gilmore	1	2	3
Hunter Lake	1	1	2
Cole Borowicz	1	1	2
Ty Eitniece	0	2	2
Jack Garrison	0	2	2
Ian Slick	0	1	1
Jordan Book	0	1	1
Nathan Bauman	0	1	1
Nicholas Donnelly	0	1	1

Other Defense

Sacks: Jarret Atherton 1, Ethan Inman 1

Tackles for loss: Logan Murphy 1, Jarret Atherton 1, Ethan Inman 3, DeShawn Williams 1, Bradyn Clark-Gilmore 1, Jack Garrison 1

Interceptions: None

WHITEFORD FOOTBALL


Friday, Oct. 13 • Week 8 • 7 p.m. • Whiteford at Clinton

WHITEFORD WEEK 8 REVIEW



Whiteford
Clinton

12 16 24 0 = 52
7 0 14 0 = 21



TEAM STATS

	Whiteford	Clinton
Total offense	406	158
Plays	66	44
Yards per play	6.2	3.6
Passing yards	54	124
Completion-Attempts	4-6	10-25
Yards per pass	13.5	12.4
TDs-Int	1-0	3-2
Rushing yards	352	34
Rushing attempts	60	19
Yards per rush	5.9	1.8
Receiving	54	124
Penalties-yards	6-80	2-10
Turnovers	0	2
Fumbles-lost	1-0	1-0
Punting-Avg	0-0.0	1-7.0
Possession	32:27	15:33
First downs	29	12
3rd down conv.	6/12	2/10
4th down conv.	5/5	2/4

POST-GAME NOTES

- Whiteford won for the first time ever at Clinton
- The 52 points scored by Whiteford are the most points ever scored against Clinton in a Tri-County Conference game
- With 54 passing yards, Thomas Eitniet passed Gabe LaRoy for most career passing yards by a Whiteford quarterback. He stands at 2,857 career passing yards.
- Zach Bertz scored a touchdown in his 8th consecutive game – the only Bobcat to score a TD in every game this season
- Whiteford reached 50 points for the sixth consecutive game

PLAYER STATS

PASSING

Whiteford	Comp	Att	Yds	TD	Int
Thomas Eitniet	4	6	54	1	0
Clinton	Comp	Att	Yds	TD	Int
Clark Nelson	10	25	124	3	2

RUSHING

Whiteford	Att	Yards	Avg	TD
Logan Murphy	21	150	7.1	4
Zach Bertz	19	97	5.1	1
Thomas Eitniet	11	51	4.6	0
Nathan Bauman	6	43	7.2	0
Hunter Lake	1	8	8.0	0
Ty Eitniet	2	3	1.5	0
Clinton	Att	Yards	Avg	TD
Clayton Langer-Freeman	10	26	2.6	0
Noah Comar	4	10	2.5	0
Eathan Hicks	1	9	9.0	0
Trevor Underwood	1	1	1.0	0
Clark Nelson	3	-12	-4.0	0

RECEIVING

Whiteford	Rec	Yards	Avg	TD
Bradyn Clark-Gilmore	2	31	15.5	1
Matthew Taylor	1	17	17.0	0
Hunter Lake	1	6	6.0	0
Clinton	Rec	Yards	Avg	TD
Michael Sprau	4	49	12.3	2
Robert Campbell	2	34	17.0	1
Noah Comar	3	21	7.0	0
Riley Jeffrey	1	20	20.0	0

DEFENSE

Whiteford	Solo	Ast	T
Eli Shelton	6	2	8
Abba Risley	5	2	7
Matthew Taylor	3	0	3
Ethan Inman	2	1	3
Logan Murphy	2	0	2
Hunter Lake	1	2	3
Ty Eitniet	1	1	2
Zach Bertz	1	1	2
Bradyn Gilmore	1	1	2
Bryce Wing	1	0	1
Nathan Bauman	0	1	1
Alex Kohler	0	1	1
Lucas Teznar	0	1	1
Jarret Atherton	0	1	1
Ian Slick	0	1	1
De'Shawn Williams	0	1	1

Other Defense

Sacks: Eli Shelton 2

Tackles for loss: Eli Shelton 3

Interceptions: Hunter Lake, Ty Eitniet

SCORING SUMMARY

FIRST QUARTER

W – Logan Murphy 5 run (run failed), 6:33

C – Michael Sprau 21 pass from Clark Nelson (Anton Ellerman kick), 6:18

W – Ty Eitniet 85 kickoff return (pass failed), 6:05

SECOND QUARTER

W – Zach Bertz 3 run (Zach Bertz pass from Thomas Eitniet), 7:31

W – Logan Murphy 14 run (Matthew Taylor pass from Thomas Eitniet), 2:38

THIRD QUARTER

W – Logan Murphy 6 run (Zach Bertz run)

C – Robert Campbell 17 pass from Clark Nelson (Anton Ellerman kick), 9:15

W – Logan Murphy 39 run (Zach Bertz run), 5:47

C – Michael Sprau 10 pass from Clark Nelson (Anton Ellerman kick), 4:31

W – Bradyn Clark-Gilmore 29 pass from Thomas Eitniet (Logan Murphy run), 2:01

WHITEFORD FOOTBALL


Friday, Oct. 20 • Week 9 • 7 p.m. • Britton Deerfield at Whiteford

WHITEFORD WEEK 9 REVIEW



Britton Deerfield
Whiteford

0 0 0 0 = 0
24 14 6 7 = 51



TEAM STATS

	BD	Whiteford
Total offense	164	515
Plays	50	40
Yards per play	3.3	12.9
Passing yards	87	104
Completion-Attempts	9-29	3-5
Yards per pass	9.7	34.7
TDs-Int	0-2	2-0
Rushing yards	77	411
Rushing attempts	21	35
Yards per rush	3.7	11.7
Receiving	87	104
Penalties-yards	3-10	8-70
Turnovers	3	0
Fumbles-lost	2-1	1-0
Punting-Avg	0-0.0	0-0.0
Possession	30:43	17:17
First downs	9	23
3rd down conv.	2/9	3/4
4th down conv.	0/6	0/0

POST-GAME NOTES

- Whiteford completed its second consecutive 9-0 regular season for the first time since 1964-1965
- The Bobcats established new scoring records for the Tri-County Conference (392 points in seven league games) and for Monroe County (488 points during the regular season).
- Logan Murphy had his 10th career 100-yard game rushing
- Whiteford reached 50 points for the seventh consecutive game
- With the shutout, the Bobcats now have two shutouts in the same season for the first time since 2013.

PLAYER STATS

PASSING

Whiteford	Comp	Att	Yds	TD	Int
Thomas Eitniece	3	4	104	2	0
Ty Eitniece	0	1	0	0	0
BD	Comp	Att	Yds	TD	Int
Spencer Hoffman	9	26	87	0	2
Justis Kimerer	0	1	0	0	0
Aiden Nighswander	0	2	0	0	0

RUSHING

Whiteford	Att	Yards	Avg	TD
Logan Murphy	8	115	14.4	1
Thomas Eitniece	6	59	9.8	1
Zach Bertz	4	48	12.0	1
Braedon Mills	2	45	22.5	1
Nathan Bauman	5	42	8.4	0
Deondre Shaw	4	37	9.3	0
Hunter Lake	2	27	13.5	0
Ty Eitniece	3	26	8.7	1
Zach Renaud	1	12	12.0	0
BD	Att	Yards	Avg	TD
Gaige Suydam	1	26	26.0	0
Shane Meinert	5	14	2.8	0
Jacob Burke	7	9	1.3	0
Nick Thomas	1	9	9.0	0
Trevor Dusseau	1	6	6.0	0
Dillon Appleman	1	5	5.0	0
Justis Kimerer	1	5	5.0	0
Spencer Hoffman	4	3	0.8	0

RECEIVING

Whiteford	Rec	Yards	Avg	TD
Bradyn Clark-Gilmore	2	89	44.5	2
Hunter Lake	1	15	15.0	0
BD	Rec	Yards	Avg	TD
Gaige Suydam	2	53	26.5	0
Shane Meinert	3	19	6.3	0
Zac Clark	2	9	4.5	0
Justis Kimerer	2	6	3.0	0

DEFENSE

Whiteford	Solo	Ast	T
Ethan Inman	3	2	5
Ty Eitniece	2	3	5
Zach Bertz	3	1	4
Eli Shelton	2	2	4
Logan Murphy	2	0	2
Bradyn Clark-Gilmore	1	2	3
Cole Borowicz	0	4	4
Isian Shelton	1	2	3
Alex Kohler	1	1	2
Deshawn Williams	1	1	2
Abba Risley	0	3	3
Jack Garrison	0	3	3
Nicholas Donnelly	0	3	3
Jarret Atherton	1	0	1
Zach Renaud	1	0	1
Nick Merchant	1	0	1
Henry Zdybek	1	0	1
Hunter Lake	0	1	1
Matthew Taylor	0	1	1
Bryce Wing	0	1	1
Skyler Collins	0	1	1

Other Defense

Sacks: None
Tackles for loss: Ethan Inman 1.5, Zach Bertz 1, Eli Shelton .5
Interceptions: Ty Eitniece, Zach Bertz

SCORING SUMMARY

FIRST QUARTER

W - Thomas Eitniece 40 run (Zach Bertz run), 8:33
 W - Bradyn Clark-Gilmore 33 pass from Thomas Eitniece (Logan Murphy run), 5:14
 W - Logan Murphy 46 run (Hunter Lake run), 1:17

SECOND QUARTER

W - Bradyn Clark-Gilmore 56 pass from Thomas Eitniece (Logan Murphy run), 10:44
 W - Zach Bertz 15 run (pass failed), 1:56

THIRD QUARTER

W - Ty Eitniece 6 run (run failed), 3:26

FOURTH QUARTER

W - Braedon Mills 8 run (Alex Kohler kick), 7:03

WHITEFORD FOOTBALL

Friday, Oct. 27 • Week 10 • 7 p.m. • Lenawee Christian at Whiteford (Round 1 Playoffs)

WHITEFORD GAME BY GAME SCORING SUMMARY

Whiteford 48, Blissfield 8

FIRST QUARTER

W – Zach Bertz 44 run (Logan Murphy pass from Thomas Eitniewar)
W – Hunter Lake 3 run (Bradyn Gilmore run)
W – Thomas Eitniewar 65 run (run failed)

SECOND QUARTER

W – Hunter Lake 23 run (run failed)

THIRD QUARTER

W – Bertz 1 run (Lake pass from Eitniewar)

FOURTH QUARTER

W – Gilmore 3 run (run failed)
W – Nathan Bauman 6 run (kick failed)

Whiteford 48, Community 16

FIRST QUARTER

W – Logan Murphy 1 run (Zach Bertz run), 10:52
W – Thomas Eitniewar 7 run (pass failed), 8:46
W – Thomas Eitniewar 20 run (Hunter Lake run), 6:10

SECOND QUARTER

W – Bertz 15 run (Murphy run), 11:53
W – Lake 1 run (kick failed), 8:30
W – Nathan Bauman 13 run (kick failed), 3:19

THIRD QUARTER

W – Ty Eitniewar 14 run (run failed), 5:30

Whiteford 54, Summerfield 6

FIRST QUARTER

W – Logan Murphy 73 run (Zach Bertz run), 9:38
W – Hunter Lake 26 pass from Thomas Eitniewar (run failed), 1:25

SECOND QUARTER

W – Lake 17 pass from Eitniewar (run failed), 6:40
W – Bradyn Clark-Gilmore 52 run (pass failed), 4:40
W – Murphy 50 run (Matthew Taylor pass from Thomas Eitniewar), 2:40
W – Murphy 66 run (Murphy run), :00

THIRD QUARTER

W – Bertz 3 run (kick failed)

FOURTH QUARTER

W – Bertz 20 run (kick failed), 4:11

Whiteford 64, Whitmore Lake 22

FIRST QUARTER

W – Logan Murphy 51 run (Logan Murphy run), 11:16
W – Ty Eitniewar 42 pass from Thomas Eitniewar (Zach Bertz run), 8:41
W – Logan Murphy 17 run (Ty Eitniewar pass from Thomas Eitniewar), 8:03
W – Thomas Eitniewar 13 run (Bradyn Clark-Gilmore pass from Thomas Eitniewar), 3:32

SECOND QUARTER

W – Zach Bertz 1 run (kick failed), 10:07
W – Bradyn Clark-Gilmore 13 pass from Thomas Eitniewar (kick failed), :47

THIRD QUARTER

W – Nathan Bauman 3 run (Zach Bertz run), 7:10

FOURTH QUARTER

W – Zach Bertz 23 run (kick failed), 11:51
W – Logan Murphy 37 run (kick failed), 2:55

Whiteford 67, Madison 0

FIRST QUARTER

W – Bradyn Clark-Gilmore 61 pass from Thomas Eitniewar (Thomas Eitniewar run), 11:45
W – Clark-Gilmore 41 pass from Thomas Eitniewar (Logan Murphy run), 7:05
W – Thomas Eitniewar 16 run (Thomas Eitniewar run), 6:49
W – Thomas Eitniewar 13 run (Zach Bertz run), 2:33

SECOND QUARTER

W – Zach Bertz 56 pass from Thomas Eitniewar (Matthew Taylor pass from Thomas Eitniewar), 11:10
W – Ty Eitniewar 59 run (kick failed), 7:18
W – Logan Murphy 17 run (Nathan Bauman kick), 2:28

THIRD QUARTER

W – Zach Bertz 5 run (Nathan Bauman kick), 2:44

FOURTH QUARTER

W – Jack Garrison 9 run (Nathan Bauman kick), 1:42

Whiteford 51, Morenci 8

FIRST QUARTER

W – Logan Murphy 67 run (Nathan Bauman run), 10:36
W – Thomas Eitniewar 4 run (Logan Murphy run), 2:46
W – Thomas Eitniewar 53 run (run failed), :42

SECOND QUARTER

W – Logan Murphy 2 run (Logan Murphy run), 4:09
W – Safety, Morenci punter tackled in the end zone, 2:22
W – Logan Murphy 5 run (pass failed), 1:07

THIRD QUARTER

W – Zach Bertz 12 run (kick failed), 7:57
W – Logan Murphy 8 run (Nathan Bauman kick), 1:51

Whiteford 53, Sand Creek 14

FIRST QUARTER

W – Thomas Eitniewar 9 run (pass failed), :37

SECOND QUARTER

W – Bradyn Clark-Gilmore 12 pass from Thomas Eitniewar (Logan Murphy run), 11:09
W – Thomas Eitniewar 28 run (Logan Murphy run), 6:57
W – Logan Murphy 1 run (Bradyn Clark-Gilmore pass from Thomas Eitniewar), :30

THIRD QUARTER

W – Zach Bertz 20 run (Nathan Bauman run), 4:55
W – Bradyn Clark-Gilmore 91 pass from Thomas Eitniewar (Bradyn Clark-Gilmore pass from Thomas Eitniewar), :18

FOURTH QUARTER

W – Zach Bertz 12 run (Nathan Bauman kick), :46

Whiteford 52, Clinton 21

FIRST QUARTER

W – Logan Murphy 5 run (run failed), 6:33
W – Ty Eitniewar 85 kickoff return (pass failed), 6:05

SECOND QUARTER

W – Zach Bertz 3 run (Zach Bertz pass from Thomas Eitniewar), 7:31
W – Logan Murphy 14 run (Matthew Taylor pass from Thomas Eitniewar), 2:38

THIRD QUARTER

W – Logan Murphy 6 run (Zach Bertz run)
W – Logan Murphy 39 run (Zach Bertz run), 5:47
W – Bradyn Clark-Gilmore 29 pass from Thomas Eitniewar (Logan Murphy run), 2:01

Whiteford 51, Britton Deerfield 0

FIRST QUARTER

W – Thomas Eitniewar 40 run (Zach Bertz run), 8:33
W – Bradyn Clark-Gilmore 33 pass from Thomas Eitniewar (Logan Murphy run), 5:14
W – Logan Murphy 46 run (Hunter Lake run), 1:17

SECOND QUARTER

W – Bradyn Clark-Gilmore 56 pass from Thomas Eitniewar (Logan Murphy run), 10:44
W – Zach Bertz 15 run (pass failed), 1:56

THIRD QUARTER

W – Ty Eitniewar 6 run (run failed), 3:26

FOURTH QUARTER

W – Braedon Mills 8 run (Alex Kohler kick), 7:03

WHITEFORD FOOTBALL

Friday, Oct. 27 • Week 10 • 7 p.m. • Lenawee Christian at Whiteford (Round 1 Playoffs)

WHITEFORD GAME-BY-GAME DRIVE SUMMARY

WHITEFORD VS. BLISSFIELD

WHITEFORD

START	RESULT	PLAYS	YARDS
FIRST HALF			
O25	Touchdown	5	75
O10*	Touchdown	4	90
O23	Touchdown	4	77
O28	Turnover (pass interception)	7	35
O44	Touchdown	4	56
O42	Turnover (fumble)	10	37
SECOND HALF			
O41	Touchdown	7	59
O26	Touchdown	15	74
O34	Touchdown	9	66

BLISSFIELD

FIRST HALF

START	RESULT	PLAYS	YARDS
O35	Turnover (Int. by Ty Eitnrear)	10	54
W48	Touchdown	6	48
O36	Punt	3	6
O10*	Punt	5	16
W44	Turnover (Int. by Hunter Lake)	3	10
O23	Half ended	4	56

SECOND HALF

START	RESULT	PLAYS	YARDS
O35	Punt	7	-3
O34	Punt	4	1
O35	Punt	4	1
O35	Half ended	3	3

* As a result of a turnover

WHITEFORD VS. COMMUNITY

WHITEFORD

FIRST HALF

START	RESULT	PLAYS	YARDS
O43	Touchdown	4	57
D41	Turnover (Interception)	1	0
D23	Touchdown	4	23
D45	Touchdown	4	45
D46	Touchdown*	5	54
D31	Touchdown*	5	31
O41	Touchdown*	5	41

SECOND HALF

START	RESULT	PLAYS	YARDS
O45	Touchdown	4	55
D46	Turnover (fumble by Nathan Bauman)	1	6
O11	Punt	4	4
D30	Game ended	1	3

COMMUNITY

FIRST HALF

START	RESULT	PLAYS	YARDS
O25	Turnover (FR by DeShawn Williams)	2	8
O48	Downs	4	-3
O37	Turnover (Interception by Ty Eitnrear)	8	47
O32	Turnover (Interception by Ty Eitnrear)	2	-10
O40	Turnover (Fumble rec. by Cody Westfall)	1	0
O25	Half ended	3	-2

SECOND HALF

START	RESULT	PLAYS	YARDS
W40	Touchdown	3	40
O40	Touchdown	1	60
O40	Downs	8	49
O47	Downs	5	17

WHITEFORD VS. SUMMERFIELD

WHITEFORD

FIRST HALF

START	RESULT	PLAYS	YARDS
O27	Touchdown	1	73
O21	Touchdown*	12	79
O40	Touchdown	7	60
O37	Touchdown	3	63
O42	Touchdown	2	58

O34	Touchdown	1	66
SECOND HALF			
START	RESULT	PLAYS	YARDS
S42	Touchdown	5	42
O13	Touchdown	13	87

* As a result of a turnover

SUMMERFIELD

FIRST HALF

START	RESULT	PLAYS	YARDS
O31	Punt	3	6
O44	Turnover (Fumble recovered by XXX)	4	35
O27	Touchdown	8	73
O27	Punt	5	12
O37	Downs	5	21
O42	Punt	3	6

SECOND HALF

START	RESULT	PLAYS	YARDS
O37	Downs	6	50
O33	Half ended	4	2

WHITEFORD VS. WHITMORE LAKE

WHITEFORD

FIRST HALF

START	RESULT	PLAYS	YARDS
O41	Touchdown	2	59
WL42	Touchdown	1	42
WL40	Touchdown #	2	40
WL48	Touchdown	5	52
O38	Touchdown	6	62
O36	Touchdown	5	64

- Recovered onside kick to start drive

SECOND HALF

O44	Touchdown	7	56
WL30	Touchdown	3	30
O48	Touchdown	4	52

WHITMORE LAKE

FIRST HALF

START	RESULT	PLAYS	YARDS
O35	Downs	4	7
O30	Downs	6	18
W49	Touchdown	10	49
O38	Touchdown	14	62
O38	Half ended	2	8

SECOND HALF

O21	Punt	3	2
O21	Downs	7	12
O41	Touchdown	9	59
O8	Game ended	3	5

WHITEFORD VS. MADISON

WHITEFORD

FIRST HALF

START	RESULT	PLAYS	YARDS
O39	Touchdown	1	61
O31	Touchdown	6	69
M16	Touchdown #	1	16
M49	Touchdown*	4	49
O38	Touchdown	2	62
O44	Touchdown	2	56
O37	Touchdown	5	63 &
O46	Kneel - end of half	1	0

SECOND HALF

O38	Touchdown	8	62
M49	Touchdown	6	51

- Possession gained as a result of recovering onside kick

* - Points scored off turnover

& - 24th consecutive drive that Whiteford had scored a touchdown

MADISON

FIRST HALF

START	RESULT	PLAYS	YARDS
O38	Punt	5	13
O17	Turnover (fumble recovered by XXX)	5	63
O35	Punt	4	-18

WHITEFORD FOOTBALL

Friday, Oct. 27 • Week 10 • 7 p.m. • Lenawee Christian at Whiteford (Round 1 Playoffs)

WHITEFORD GAME-BY-GAME DRIVE SUMMARY (CONTINUED)

O36	Punt	4	-3
O13	Punt	4	1
O27	Downs	6	19
SECOND HALF			
O33	Punt	3	1
O20	Downs	8	29

WHITEFORD VS. MORENCI

WHITEFORD

FIRST HALF

START	RESULT	PLAYS	YARDS
O27	Touchdown	3	73
O28	Touchdown	13	72
O47	Touchdown	1	53
O22	Touchdown	8	78
M34	Touchdown	4	34

SECOND HALF

START	RESULT	PLAYS	YARDS
M40	Touchdown*	4	60
M47	Touchdown	6	53
O38	Turnover (Fumble)	11	47
O41	End of game - QB Kneel	1	0

MORENCI

FIRST HALF

START	RESULT	PLAYS	YARDS
O42	Punt	4	1
O40	Punt	4	-6
O35	Downs	11	43
O21	Punt	4	-21
O39	End of half	3	6

SECOND HALF

START	RESULT	PLAYS	YARDS
O21	Turnover (fumble rec. by Deshawn Williams)	3	19
O25	Touchdown	3	75
W38	Turnover (fumble rec. by Bryce Wing)	1	0
O15	Turnover (fumble rec. by Ty Eitnrear)	4	21

* - Points scored off turnover

WHITEFORD VS. SAND CREEK

WHITEFORD

FIRST HALF

START	RESULT	PLAYS	YARDS
O49	Turnover (Fumble by Bauman)	1	11
50	Turnover (Fumble by Murphy)	3	25
SC40	Touchdown	8	60
SC35	Touchdown	4	25
O39	Turnover (Int by Thomas Eitnrear)	2	-12
O48	Touchdown	5	52
O28	Touchdown	7	72

SECOND HALF

O15	Touchdown	9	85
O2	Touchdown	3	98
O33	Touchdown	15	72

SAND CREEK

FIRST HALF

START	RESULT	PLAYS	YARDS
O35	Touchdown*	10	65
O25	Downs	6	15
O39	Turnover (Fumble Rec. by DeShawn Williams)	1	-4
W36	Touchdown	3	36
O37	Downs	8	35
O47	Half ended	2	5

SECOND HALF

50	Downs	6	35
O49	Downs	8	49
O40	Punt	4	1

WHITEFORD VS. CLINTON

WHITEFORD

FIRST HALF

START	RESULT	PLAYS	YARDS
O40	Touchdown	12	60
O32	Touchdown	12	68

C38	Touchdown	8	38
O43	Half ended	3	6
SECOND HALF			
C23	Touchdown	3	23
O16	Touchdown	6	84
O45	Touchdown	6	55
O20	Game ended (kneel)	16	79

CLINTON

FIRST HALF

START	RESULT	PLAYS	YARDS
W40	Touchdown	2	40
O21	Downs	13	47
O30	Punt	4	1
W49	Downs	4	6

SECOND HALF

O33	Turnover (Interception by Hunter Lake)	3	0
W49	Touchdown	5	49
W49	Turnover (Interception by Ty Eitnrear)	3	1
O39	Touchdown	5	61
W32	Missed FG attempt	7	23

WHITEFORD VS. BRITTON DEERFIELD

WHITEFORD

FIRST HALF

START	RESULT	PLAYS	YARDS
O34	Touchdown	6	66
O42	Touchdown	3	58
O42	Touchdown	4	58
O44	Touchdown	1	56
O6	Touchdown	10	94
BD 45	Quarter ended	6	48

SECOND HALF

START	RESULT	PLAYS	YARDS
O31	Touchdown	5	69
O41	Touchdown	6	

BRITTON DEERFIELD

FIRST HALF

START	RESULT	PLAYS	YARDS
W45	Interception (Int. by Ty Eitnrear)	4	6
O37	Downs	6	21
O35	Interception (Int. by Zach Bertz)	4	15
W44	Downs	4	0
O40	Downs	13	54

SECOND HALF

START	RESULT	PLAYS	YARDS
W48	Downs	7	11
O33	Downs	6	26
O41	Game ended	9	35

Whiteford 2017 Drive Summary

82	Offensive drives
67	Touchdowns (81.7%)
8	Turnovers
4	Kneel (end of half/game)
2	End of half
1	Punt
1	Special teams touchdowns

WHITEFORD FOOTBALL

Friday, Oct. 27 • Week 10 • 7 p.m. • Lenawee Christian at Whiteford (Round 1 Playoffs)ford (Round 1 Play-

WHITEFORD PLAYER NOTES



THOMAS EITNIEAR, SENIOR QB

A third-year starter, Eitniear has more career starts (36) and more consecutive starts (36) than any quarterback in Whiteford history. ... His 79.6% completion percentage is a single season Whiteford record ... Only once from games 2-9 this season did he have more than one incompleteness. ... Whiteford is **32-4** in games he has started at QB. ... Will be making his 10th **playoff** start at QB vs. Lenawee Christian and it will be his 38th varsity game ... Directed the highest scoring offense in regular season Monroe County Region history (488 points in 9 games) with a combined 1,488 yards of total offense (626 yards rushing, 862 yards passing). ... He holds the all-time career passing record for the Bobcats with 2,961 career yards. ... Has seven career 100-yard rushing games and has more career rushing yards than any QB in Bobcat history ... Has more TD passes than any QB in Bobcat history (36). ... Was *Detroit Free Press* First Team All-State as a defensive back his sophomore season ... Was Honorable Mention All-State QB last season by *Associated Press*, *Detroit News* & *Detroit Free Press*. ... Went 19-2 in his 21 career TCC starts. ... Thomas has committed to play baseball at the University of Toledo. ... His career stats show that he is 16 yards shy of 5,000 career yards of total offense for the Bobcats (he also had 52 yards receiving last year):

RUSHING	ATT	YARDS	AVG
2014	5	81	16.2
2015	76	359	4.7
2016	125	905	7.2
2017	60	626	10.4
CAREER	266	1971	7.4

PASSING	COMP	ATT	YARDS	TD Pass
2014	0	1	0	0
2015	52	91	1077	15
2016	65	108	1022	9
2017	39	49	862	12
CAREER	152	249	2961	36

LUCAS TESZNAR, SENIOR OT

Lucas (6-foot-5, 280 pounds) was named First Team All-State by the *Associated Press*, *Detroit News* and *Detroit Free Press* in 2016, the first ever Whiteford player to be named to all three first-team lists in a single season. ... Has drawn interest from several Mid-American Conference schools and visited nationally-ranked Division II Grand Valley State University recently ... Received an offer from Lawrence Tech ... Whiteford is 12-for-12 on fourthdown conversions this season ... Has anchored the offensive line for three seasons in which the Bobcats have put up record-breaking rushing and scoring numbers:

WHITEFORD TEAM

TEAM	ATT	YARDS	AVG
2015	554	3384	6.1
2016	672	4495	6.7
2017	376	3373	9.0
TOTAL	1602	11252	7.0

LOGAN MURPHY, JUNIOR RB

Logan passed the 1,000-yard mark in Week 8, becoming the 12th different Whiteford running back to reach 1,000 yards in a season. ... He is averaging 130.0 yards rushing per game. ... Has 10 career 100 yard rushing games, with a season high 212 yards rushing vs. Summerfield in Week 3 ... Has 6 runs of 50+ yards this year, with 91 yards being his longest run from scrimmage. ... 51 of his 103 carries this season has resulted in either a touchdown or a first down. ... Has converted all four of his fourth-down attempts this season and has moved the chains to a first down on 11 third downs. ... In games vs. the four teams Whiteford played that made the state playoffs, Murphy rushed 61 times for 675 yards (11.1 per carry) and 11 touchdowns ... Only 24 carries have come in the second half this season. ... In his 20 game career, Logan has scored 27 touchdowns and 188 points, which is good for 7th place in Whiteford history.

LOGAN MURPHY 2017

OPPONENT	ATT	RUSH	AVG	TD
Blissfield	19	186	9.8	0
Community	8	85	10.6	1
Summerfield	7	212	30	3
Whitmore Lake	6	134	22.3	3
Madison	7	79	11.3	1
Morenci	14	127	9.1	4
Sand Creek	13	82	6.3	1
Clinton	21	150	7.1	4
Britton Deerfield	8	115	14.4	1
2017	103	1170	11.4	18
2016	130	816	6.3	9
CAREER	233	1986	8.5	17

ABBA RISLEY, SENIOR DB

Risley leads the Bobcats in tackles with 28 solo tackles and 60 over-all. ... Has 4.5 tackles for loss.

BRADYN CLARK-GILMORE, JUNIOR TE

Bradyn played running back the first three games of the season but was moved to TE. ... Had a 100-yard rushing game against Summerfield ... Has 19 receptions for 528 yards and eight touchdowns on the season. ... His 528 yards are the most receiving yards for a Bobcat receiver since Jake DuPree in 2009 and fourth-best in Whiteford history. ... His eight TD receptions is second on the all-time single season Bobcat list, behind All-State receiver Josh DuPree's nine TD catches in 2007.

WHITEFORD FOOTBALL

Friday, Oct. 27 • Week 10 • 7 p.m. • Lenawee Christian at Whiteford (Round 1 Playoffs)

PLAYER STATS (9 games)

PASSING

Player	Comp	Att	Yds	TD	Int
Thomas Eitniet	35	49	862	12	3

RUSHING

Player	Att	Yards	Avg	TD
Logan Murphy	103	1170	11.4	18
Thomas Eitniet	60	626	10.4	11
Zach Bertz	65	472	7.3	13
Nathan Bauman	55	402	7.3	3
Ty Eitniet	34	238	7.0	3
Hunter Lake	26	183	7.0	3
Bradyn Clark-Gilmore	13	129	18.4	2
Braedon Mills	2	45	22.5	1
Deondre Shaw	4	37	9.3	0
Jack Garrison	5	35	7.0	1
Caleb Williams	6	20	3.3	0
Zach Renaud	1	12	12.0	0
Abba Risley	2	4	2.0	0
WHITEFORD	376	3373	9.0	55

RECEIVING

Player	Rec	Yards	Avg	TD
Bradyn Clark-Gilmore	19	528	27.8	8
Hunter Lake	8	111	18.5	2
Nathan Bauman	2	70	35.0	0
Ty Eitniet	2	56	14.0	1
Zach Bertz	1	56	56.0	1
Matthew Taylor	1	17	17.0	0
Logan Murphy	1	13	13.0	0
Jared Bronikowski	1	11	11.0	0

SCORING

Player	TD	1XP	2XP	PTS
Logan Murphy	18	0	12	132
Zach Bertz	14	0	9	102
Thomas Eitniet	11	0	2	70
Bradyn Clark-Gilmore	10	0	4	68
Hunter Lake	5	0	3	36
Ty Eitniet	5	0	1	32
Nathan Bauman	3	5	1	27
Jack Garrison	1	0	0	6
Matthew Taylor	0	0	3	6
Team	0	0	0	2*
Alex Kohler	0	1	0	1
WHITEFORD	68	6	35	488

* safety

KICKOFF RETURNS

Player	No	Yards	Avg	TD
Ty Eitniet	6	171	28.5	1
Zach Bertz	5	85	17.0	0
Nathan Bauman	2	28	14.0	0
Hunter Lake	2	25	12.5	0
Abba Risley	1	7	7.0	0

PUNT RETURNS

Player	No	Yards	Avg	TD
Ty Eitniet	3	28	9.3	0

DEFENSE

Player	Tackles	Solo	Assist	Sack-Yds	TFL	PBU
Abba Risley	60	28	32	1 - 7	4.5	9
Eli Shelton	57	24	33	3 - 24	11.5	0
Zach Bertz	34	20	14	0 - 0	2	8
Bradyn Gilmore	27	12	15	0 - 0	1	7
Ty Eitniet	26	12	14	0 - 0	0.5	11
Ethan Inman	25	13	12	2 - 7	6.5	1
Jack Garrison	25	5	20	1.5 - 17	2.5	4
Logan Murphy	23	15	8	2 - 23	7	1
De'Shawn Williams	21	9	12	0 - 0	7	0
Matthew Taylor	18	5	13	0.5 - 0	1	3
Hunter Lake	17	9	8	0 - 0	1	16
Cody Westfall	14	7	7	0 - 0	1	0
Jarret Atherton	14	7	7	1 - 2	1.5	0
Bryce Wing	14	6	8	0 - 0	0	0
Cole Borowicz	13	3	10	0 - 0	0.5	1
Alex Bahls	11	5	6	0 - 0	2.5	0
Nathan Bauman	10	4	6	0 - 0	0	1
Nicholas Donnelly	10	1	9	0 - 0	1	1
Ian Slick	5	3	2	0 - 0	0	0
Jordan Book	4	3	1	0 - 0	1	0
Jacob Brenke	4	0	4	0 - 0	0.5	0
Lucas Tezner	3	0	3	0 - 0	0.5	0
Isiah Shelton	3	1	2	0 - 0	0	1
Alex Kohler	2	1	2	0 - 0	0	0
Jared Bronikowski	1	1	0	0 - 0	0	0
Zach Renaud	1	1	0	0 - 0	0	0
Nick Merchant	1	1	0	0 - 0	0	0
Henry Zdybek	1	1	0	0 - 0	0	0
Skylar Collins	1	0	1	0 - 0	0	0

INTERCEPTIONS

Player	Att	Yards	Avg	TD
Ty Eitniet	5	78	15.6	0
Hunter Lake	2	32	16.0	0
Zach Bertz	1	0	0.0	0

FUMBLE RECOVERIES/KICKOFF RECOVERIES

Player	No
DeShawn Williams	3
Cole Borowicz	3
Jack Garrison	3
Bryce Wing	2
Abba Risley	2
Logan Murphy	1
Cody Westfall	1
Bradyn Clark-Gilmore	1
Ty Eitniet	1

PUNTING

Player	No	Yards	Avg	i20
Alex Kohler	1	38	38.0	0

WHITEFORD FOOTBALL

Friday, Oct. 27 • Week 10 • 7 p.m. • Lenawee Christian at Whiteford (Round 1 Playoffs)

WHITEFORD QUICKGLANCE RECORD BOOK

TEAM RECORDS	PLAYER SCORING	PLAYER RUSHING	PLAYER PASSING
POINTS GAME 76 points, 11-1-68 vs. Summerfield	GAME 42 points, 7 TDs, Nick Wohlfarth, 2003 (vs. Summerfield)	GAME 382 yards, Nick Wohlfarth, 2003 (vs. Summerfield)	GAME 292, Thomas Eitnrear, 2015
POINTS QUARTER 38 points, 10-31-14 vs. Lutheran Westland	SEASON 244, Jesse Kiefer, 2016	SEASON 1,712, George Flanner, 2006	SEASON 1,281 yards, Dave Gust, 2007
POINTS HALF 55 points, 10-14-94 vs. Madison	CAREER 526, Jesse Kiefer	CAREER 3,327, Jesse Kiefer	CAREER 2,961 yards, Thomas Eitnrear
POINTS SEASON 513 points, 2016		PLAYER RECEIVING	CAREER TOUCHDOWN PASSES 36, Thomas Eitnrear
SCORING AVERAGE SEASON 42.2 per game, 2016		GAME 185 yards, Darrell Burch, 1972	
		SEASON 770 yards, Josh DuPree, 2007	
		CAREER 1,060, Josh DuPree	

WHITEFORD W-L BREAKDOWN 2012-2017 (Coach Jason Mensing)

YEAR (ACROSS) CATEGORY (BELOW)	2012		2013		2014		2015		2016		2017		ALL 6 YEARS	
	W	L	W	L	W	L	W	L	W	L	W	L	W	L
Overall	8	2	9	3	7	4	10	3	13	1	9	0	56	13
At home	3	2	7	0	4	1	4	1	8	0	5	0	30	4
On the road	5	0	2	3	3	3	6	1	4	0	4	0	25	7
Neutral site	0	0	0	0	0	0	0	1	1	1	0	0	1	2
TCC games	6	1	5	2	4	3	5	2	7	0	7	0	34	8
Non-Conference	2	0	2	0	2	0	2	0	2	0	2	0	12	0
Playoff games	0	1	2	1	1	1	3	1	4	1	0	0	10	5
vs. Ranked teams	0	1	0	2	0	1	2	2	3	1	0	0	5	7
August	2	0	1	0	1	0	1	0	1	0	2	0	8	0
September	3	1	3	1	2	2	3	1	5	0	4	0	20	5
October	3	1	4	1	4	1	4	1	4	0	3	0	22	4
November	0	0	1	1	0	1	2	1	3	1	0	0	6	4

WHITEFORD FOOTBALL

Friday, Oct. 27 • Week 10 • 7 p.m. • Lenawee Christian at Whiteford (Round 1 Playoffs)

WHITEFORD PLAYOFF HISTORY

YEAR DIVISION OPPONENT (W-L entering game) SCORE W/L SITE

1987 ¹	Class D	Fowler (8-1)	7-14	L ¹	St. John's
1990 ²	Class DD	Detroit East Catholic (8-1)	8-32	L ²	Harper Woods
1993 ³	Class DD	Grass Lake (6-3)	14-6	W ¹	Grass Lake
		Detroit East Catholic (7-3)	7-26	L ³	Whiteford
1994 ⁴	Class DD	Harper Woods Lutheran East (6-3)	45-12	W ²	Whiteford
		Waterford Our Lady of Lakes (9-1)	14-27	L ⁴	Waterford
1995 ⁵	Class DD	Waterford Our Lady of Lakes (7-2)	8-24	L ⁵	Whiteford
2000 ⁶	Division 8	Wyandotte Mt. Carmel (6-3)	66-33	W ³	Whiteford
		Redford St. Agatha (7-3)	41-6	W ⁴	Whiteford
		Waterford Our Lady of Lakes (10-1)	0-23	L ⁶	Waterford
		Morenci (8-1)	14-18	L ⁷	Morenci
2001 ⁷	Division 7	Morenci (8-1)	14-18	L ⁷	Morenci
2002 ⁸	Division 7	Grass Lake (6-3)	50-28	W ⁵	Whiteford
		Jonesville (9-1)	22-52	L ⁸	Jonesville
2003 ⁹	Division 8	Harper Woods Trinity (7-1)	6-35	L ⁹	Hamtramck
2005 ¹⁰	Division 7	Grass Lake (7-2)	0-21	L ¹⁰	Grass Lake
2006 ¹¹	Division 7	Waterford Our Lady of Lakes (9-0)	6-37	L ¹¹	Waterford
2009 ¹²	Division 8	Reading (9-0)	8-20	L ¹²	Reading
2012 ¹³	Division 7	Dansville (7-2)	18-21	L ¹³	Whiteford
2013 ¹⁴	Division 8	Sterling Heights Parkway Christian (5-4)	59-6	W ⁶	Whiteford
		Detroit Allen (7-2)	61-20	W ⁷	Whiteford
		New Lothrop (10-0)	22-58	L ¹⁴	New Lothrop
		Westland Lutheran (5-4)	64-6	W ⁸	Whiteford
2014 ¹⁵	Division 8	Morenci (9-1)	22-42	L ¹⁵	Morenci
		Summerfield (5-4)	20-14	W ⁹	Summerfield
2015 ¹⁶	Division 8	Morenci (8-2)	26-6	W ¹⁰	Morenci
		Climax-Scotts (11-0)	48-14	W ¹¹	Climax
		Waterford Our Lady of the Lakes (12-0)	20-36	L ¹⁶	Hazel Park
		Summerfield (5-4)	50-28	W ¹²	Whiteford
2016 ¹⁷	Division 8	Morenci (7-3)	44-21	W ¹³	Whiteford
		Climax-Scotts (11-0)	38-18	W ¹⁴	Whiteford
		Saginaw Michigan Lutheran Seminary (10-2)	40-21	W ¹⁵	Dearborn
		Muskegon Catholic Central (13-0)	6-35	L ¹⁷	Detroit
2017 ¹⁸	Division 8	Lenawee Christian			Whiteford

WHITEFORD FOOTBALL

Friday, Oct. 27 • Week 10 • 7 p.m. • Lenawee Christian at Whiteford (Round 1 Playoffs)

STATE RANKINGS

CALPREPS.COM

Here are all of the D8 ratings at the end of the regular season:

RANK	TEAM	W	L	RATING
1	WHITEFORD	9	0	25.8
2	Muskegon Catholic Central	7	1	20.9
3	Au Gres-Sims	8	0	16.4
4	Saginaw Nouvel Catholic	9	0	16.3
5	West Iron County	8	1	15.0
6	Lincoln Alcona	7	2	11.0
7	Harbor Beach	8	1	9.6
8	Mendon	9	0	8.9
9	Gaylord St. Mary	9	0	8.2
10	Ubly	7	2	7.0
11	Norway	8	1	7.0
12	Frankfort	6	2	6.9
13	Morenci	6	3	4.8
14	Newberry	6	2	3.9
15	Pittsford	8	1	2.5
16	Climax-Scotts	7	2	0.1
17	Fulton Middleton	7	2	-2.3
18	Bark River Harris	5	4	-2.5
19	Lake Linden Hubbel	4	4	-2.7
20	Summerfield	6	3	-2.8
21	Everest Collegiate	7	2	-4.7
22	Johannesburg-Lewiston	6	3	-6.6
23	Munising	4	4	-6.7
24	Hillman	5	4	-8.0
25	Waterford Our Lady	6	2	-9.6
26	Lake Michigan Catholic	7	2	-12.0
27	Decatur	6	3	-14.5
28	Mt. Pleasant Sacred Heart	6	3	-14.9
29	Auburn Hills Oakland Christian	6	2	-16.0
30	Lenawee Christian	6	3	-19.4
31	Sterling Heights Parkway Christian	6	3	-20.3

ASSOCIATED PRESS

RANK		W	L	VOTE
1	Muskegon Catholic Central (4)	7	1	49
2	WHITEFORD (1)	9	0	44
3	Mendon	9	0	39
4	Saginaw Nouvel	9	0	36
5	Gaylord St. Mary	9	0	30
6	Harbor Beach	8	1	25
7	Au Gres-Sims	8	0	12
(T)	Pittsford	8	1	12
9	Climax-Scotts	7	2	7
(T)	West Iron County	8	1	7
11	Norway	8	2	6
12	Frankfort-Elberta	6	2	3
13	Lake Michigan Catholic	7	2	3
14	Clarkston Everest Catholic	7	2	1
15	Ubly	7	2	1

DETROIT FREE PRESS

RANK	
1	Muskegon Catholic Central
2	WHITEFORD
3	Saginaw Nouvel
4	Mendon
5	Gaylord St. Mary
6	West Iron County
7	Au Gres-Sims
8	Pittsford
9	Harbor Beach
10	Frankfort

LENAWEE CHRISTIAN FOOTBALL

Friday, Oct. 27 • Week 10 • 7 p.m. • Lenawee Christian at Whiteford (Round 1 Playoffs)

COUGAR ROSTER

No.	Name	Grade
2	Noah Willett	12
3	Isaiah Willett	10
7	Ahsann Jones	10
10	Hutson Hohlbein	10
12	Adam Baker	10
15	Trey Helinski	12
18	Jameson Chesser	9
19	Landon Gallant	9
20	Mark Stroh	12
22	Brandon Scott	9
24	Kaleb Kline	11
35	Michael Braman	10
44	Kaden Morton	10
50	Luke Kauranen	10
51	Andres Quevedo	10
52	Jake Krzyzaniak	12
54	Liam Chesser	11
55	Peyton Smith	12
64	Gered Burns	12
66	Joey Breckel	9
74	Daniel Fulks	12
75	Jacob Kauranen	12
77	Randy Shanks	11
80	Hanson Lilly	10
84	Preston Hadden	9
87	Jacob Yape	10
88	Cesar Gervacio	9

Head Coach: Bill Wilharms

Defensive Coordinator: Eric Roback

Assistant: Justin Vance

Assistant: Brad Harrah

Head JV Coach: Jon Willett

LCS STAT LEADERS (Thru Week 9)

PASSING

Player	Comp	Att	Yds	TD
Adam Baker	82	142	518	5
Trey Helinski	10	27	235	6

RUSHING

Player	Att	Yards	Avg	TD
Mark Stroh	89	518	5.8	5
Adam Baker	70	235	3.4	6
Kaleb Kline	12	65	5.4	2
Trey Helinski	19	106	5.6	2
Noah Willett	7	20	2.9	0
Jameson Chesser	1	4	4.0	0
Hutson Hohlbein	1	0	0.0	0

RECEIVING

Player	Rec	Yards	Avg	TD
Trey Helinski	20	368	18.4	6
Hutson Hohlbein	21	290	13.8	2
Noah Willett	18	243	13.5	1
Kaleb Kline	18	215	11.9	1
Jameson Chesser	2	27	13.5	0

TACKLES

	No.
Daniel Fulks	83
Adam Baker	83
Hutson Hohlbein	70
Kaleb Kline	64

INTERCEPTIONS

	No.
Adam Baker	3
Kaleb Kline	3

LCS 2017 SCHEDULE/SEASON UPDATE

Date	Opponent	Result	Score
Aug 25	Britton Deerfield	W	20-0
Sept 1	Detroit Cesar Chavez	W	Forfeit
Sept 8	Cardinal Mooney	W	40-12
Sept 15	Pittsford	L	14-3
Sept 22	Universal Academy	W	68-6
Sept 29	Climax-Scotts	L	29-60
Oct 6	Colon	W	28-24
Oct 13	Athens	W	21-20
Oct 20	Au Gres-Sims	L	6-50
Oct 27	Whiteford (Playoffs)		