

WHITEFORD FOOTBALL

Friday, Oct. 20 • Week 9 • 7 p.m. • Britton Deerfield at Whiteford

WHITEFORD QUICKGLANCE

Nickname: Bobcats
School colors: Blue & Gold
League: Tri-County Conference
Enrollment: 239
Class: C
City: Ottawa Lake
Superintendent: Valerie Orr
Principal: Kelly Tuller
Director of Student Advancement/Athletic Director: Jason Mensing

FOOTBALLGLANCE

2017 record: 8-0 (6-0 in TCC)
2016 record: 13-1 (7-0 in TCC)
League championships: 1961, 1964, 1965 (River Raisin Conference); 1994, 2016, 2017 (Tri-County Conference)
Playoff appearances: 1987, 1990, 1993, 1994, 1995, 2000, 2001, 2002, 2003, 2005, 2006, 2009, 2012, 2013, 2014, 2015, 2016, 2017 Qualifier
First year of varsity football: 1957
All-Time record: 338-229-4

STANDINGS TRI-COUNTY CONFERENCE



	ALL	TCC
WHITEFORD	8-0	6-0
Morenci	5-3	5-1
Summerfield	6-2	4-2
Clinton	5-3	4-2
Sand Creek	3-5	2-4
Whitmore Lake	3-5	2-4
Britton Deerfield	1-7	1-5
Madison	0-8	0-6

WEEK 8 RESULTS

Friday, Oct. 13

WHITEFORD 52, Clinton 21
 Whitmore Lake 35, Britton Deerfield 7
 Morenci 56, Madison 6
 Summerfield 34, Sand Creek 31

WEEK 9 SCHEDULE

Friday, Oct. 20

Britton Deerfield at **WHITEFORD**
 Clinton at Madison
 Morenci at Summerfield
 Sand Creek at Whitmore Lake

BERTZ



BRITTON DEERFIELD QUICKGLANCE

Nickname: Patriots
School colors: Red, White & Blue
League: Tri-County Conference
Enrollment: 214
Class: C
City: Britton
Superintendent: Stacy Johnson
Principal: John Easley
Athletic Director: Erik Johnson

FOOTBALLGLANCE

Head coach: Erik Johnson, 1st year at BD (1-7, 1-5 in TCC); 10th year overall (61-40, 41-28 in TCC)
2017 record: 1-7 (1-5 in TCC)
2016 record: 0-9, 0-7
TCC championships: 1998, 1999, 2000
Playoff appearances: 1998, 1999, 2000, 2011, 2012, 2013
All-Time record (since 1950): 103-137

WHITEFORD 2017 SCHEDULE/SEASON UPDATE

Date	Opponent	Result	Score	Notes
Aug. 25	at Blissfield	48-8	W	Bobcats roll up 537 yards of total offense (523 rushing/24 passing)
Aug. 31	Detroit Community	48-16	W	Bobcats led 42-0 at halftime
Sept. 8	Summerfield	54-6	W	Whiteford forces running clock late in first half in going to 3-0
Sept. 15	at Whitmore Lake	64-22	W	The Bobcats scored 32 first quarter points and a season-high 9 touchdowns
Sept. 22	Adrian Madison	67-0	W	67 points in third most in Whiteford history and most since 1968
Sept. 29	at Morenci	51-8	W	Bobcats clinch 6th straight playoff appearance - Longest streak in team history
Oct. 6	Sand Creek	53-14	W	Whiteford goes over 50 point-mark fifth straight week for 1st time
Oct. 13	at Clinton	52-21	W	Bobcats clinch back-to-back TCC titles for the first time ever
Oct. 20	Britton Deerfield			BD is coached by former Summerfield coach Erik Johnson

WHITEFORD FOOTBALL

Friday, Oct. 20 • Week 9 • 7 p.m. • Britton Deerfield at Whiteford

WHITEFORD WEEK 9 ROSTER

No.	Name	Position	Class
1	Thomas Eitnrear	CB/QB	12
2	Nick Merchant	CB/WB	10
3	Bradyn Clark-Gilmore	LB/WB	11
4	Jared Bronikowski	DE/TE	12
5	Jacob Kahn	CB/WB	9
6	Hayden Hizer	CB/E	10
7	Hunter Lake	CB/WB	11
8	Evan Dyer	E/E	9
12	Braedon Mills	CB/QB	10
14	Nathan Bauman	LB/E	11
16	Skyler Collins	E/E	10
18	D'Ondre Shaw	LB/WB	10
20	Logan Murphy	LB/FB	11
21	Zack Bertz	FS/LB/WB	11
22	Abba Risley	LB/FS/FB	12
23	Caleb Williams	CB/WB	11
24	Ty Eitnrear	CB/QB	11
28	Cody Westfall	LB/E	11
40	Devon Shaw	LB/FB	9
42	Devan Thomas	DE	11
43	Henry Zdybek	LB/G	10
45	Trent Durden	LB/G	9
46	Jack Garrison	OLB	12
49	Zach Renaud	FS/G	10
50	Nicholas Donnelly	LB/C	11
53	Jacob Lewis	DT/C	12
54	Ian Slick	DT/G	11
54	Brodi Tesznar	E/T	10
56	Cole Borowicz	DT/T	12
57	Shyler Alexander	DT/G	9
58	Isiah Shelton	LB/G	10
60	Nick Freeman	LB/G	9
61	Hunter Jacobs	DT/OT	10
62	Alex Bahls	DT/G	12
63	Eli Shelton	LB	12
65	Alex Kohler	G	12
66	Jacob Brenke	DT/T	11
67	Jon Eipperle	LB/C	10
68	Jordan Book	DT/G	12
71	Jarret Atherton	DT/T	12
74	Lucas Tesznar	DT/T	12
75	Josh Hagan	DT/T	10
78	DeShaun Williams	DT/T	11
81	Luke Masserant	LB/E	9
82	Ethan Inman	DE	12
84	Matthew Taylor	DE/E	12
89	Bryce Wing	DE/G	11

WHITEFORD TEAM STATS



Team stats for Whiteford and its opponents through 8 games:

	WF	OPP
Scoring	437	95
Points Per Game	54.6	11.9
First Downs	182	78
First Downs - Rushing	149	40
First Downs - Passing	27	27
First Downs - Penalties	6	11
3rd Down Conv/Att	41/62	18/76
4th Down Conv/Att	12/12	8/28
Turnovers	8	14
Rushing	2962	777
Attempts	341	224
Average Per Rush	8.7	3.5
Average Per Game	370.3	97.1
Rushing TDs	50	5
Passing	757	690
Completions- Attempts	31 - 45	45 - 108
Avg Per Attempt	16.8	6.4
Avg Per Completion	24.4	15.3
Avg Per Game	94.6	86.3
Passing TDs	10	8
Interceptions	3	6
Fumbles - Lost	9 - 5	16 - 8
Total Offense	3719	1467
Total Plays	386	332
Average per Play	9.6	4.4
Average Per Game	464.9	183.4
Big Plays (>20 yds)	45	28
Time of Possession	3:14:10	3:12:16
Penalties - Yards	40 - 420	30 - 265

WHITEFORD FOOTBALL

Friday, Oct. 20 • Week 9 • 7 p.m. • Britton Deerfield at Whiteford

WHITEFORD COACH JASON MENSING

At Whiteford: 6th year (55-13, .809)

League championships: 2 (2016, 2017)

Playoff appearances: 6 (2012, 2013, 2014, 2015, 2016, 2017)

District championships: 3 (2013, 2015, 2016)

Regional championships: 2 (2015, 2016)

State finals appearances: 1 (2016, L-Muskegon Catholic Central)



YEAR-BY-YEAR

YEAR	SCHOOL	W	L	NOTEWORTHY
2002	Addison	9	3	Lenawee County Coach of the Year
2003	Grayling	8	3	Michigan AP Class B Coach of the Year
2004	Owosso	3	6	
2005	Owosso	4	5	
2006	Owosso	1	8	
2007	Tecumseh	6	4	Lenawee County Coach of the Year
2008	Tecumseh	3	6	
2009	Tecumseh	2	7	
2010	Tecumseh	2	7	
2011	none			Assistant coach Siena Heights University
2012	Whiteford	8	2	
2013	Whiteford	9	3	District champions
2014	Whiteford	7	4	
2015	Whiteford	10	3	District, Regional champions
2016	Whiteford	13	1	TCC champs, District, Regional champions; Division 8 state finalist
2017	Whiteford	8	0	TCC champs, Playoff qualifier
ALL		93	62	0.600 Overall winning percentage
WHITEFORD		55	13	0.809 at Whiteford

COACH NOTEBOOK

- Jason is the second-winningest coach in Bobcat history with 55 wins, trailing only Jack Luettkie (157 wins in 29 seasons)
- His .809 winning percentage is the best in Whiteford history
- Jason is No. 8 on the all-time list of Tri-County Conference overall coaching victories (55) and second in winning percentage (.809). He's 10th in TCC wins (33) and 4th in win percentage (.805), counting league games only (33-8).
- Has a playoff record of 10-5, tied for second-most playoff wins of any TCC-coach
- Whiteford has already qualified for the state football playoffs. It's the sixth straight year the Bobcats have made it to the post-season - a school record.

WHITEFORD FOOTBALL

Friday, Aug. 25 • Week 1 • 7 p.m. • Whiteford at Blissfield

WHITEFORD WEEK 1 REVIEW



Whiteford
Blissfield

22 6 8 12 = 48
8 0 0 0 = 8



TEAM STATS

	Whiteford	Blissfield
Total offense	547	163
Plays	64	44
Yards per play	8.5	3.7
Passing yards	24	103
Completion-Attempts	2-7	6-20
Yards per pass	12.0	17.2
TDs-Int	0-1	0-2
Rushing yards	523	60
Rushing attempts	57	24
Yards per rush	9.2	2.5
Receiving	24	103
Penalties-yards	7-75	5-65
Turnovers	2	2
Fumbles-lost	1-1	0-0
Punting-Avg	0-0	5-27.4
Possession	27:06	20:54
First downs	26	10
3rd down conv.	9/15	4/11
4th down conv.	2/2	1/1

SCORING SUMMARY

FIRST QUARTER

W – Zach Bertz 44 run (Logan Murphy pass from Thomas Eitnrear)

W – Hunter Lake 3 run (Bradyn Gilmore run)

B – Gavin Ganun 1 run (Josh Eisenmann pass from Ganun)

W – Thomas Eitnrear 65 run (run failed)

SECOND QUARTER

W – Hunter Lake 23 run (run failed)

THIRD QUARTER

W – Bertz 1 run (Lake pass from Eitnrear)

FOURTH QUARTER

W – Gilmore 3 run (run failed)

W – Nathan Bauman 6 run (kick failed)

POST-GAME NOTES

- Whiteford and Blissfield are now tied at 17 wins apiece in the 34-game series between the two schools.
- Whiteford holds a 15-11 advantage over Blissfield when the two teams play in the season opener.
- The Bobcats have now won six straight games over the Royals, the longest streak for either school in the series.
- Whiteford's 40-point win was the largest margin of victory for either team in series history. The previous high for Whiteford was a 36-point win (49-13) in 1986. Blissfield's largest win over Whiteford was 37 points in 2009 (58-21).

PLAYER STATS

PASSING

Whiteford	Comp	Att	Yds	TD	Int
Thomas Eitnrear	2	7	24	0	1
Blissfield	Comp	Att	Yds	TD	Int
Gavin Ganun	6	20	103	0	2

RUSHING

Whiteford	Att	Yards	Avg	TD
Logan Murphy	19	186	9.8	0
Thomas Eitnrear	10	146	14.6	1
Hunter Lake	10	79	7.9	2
Zach Bertz	8	67	8.4	2
Nathan Bauman	4	27	6.8	1
Bradyn Clark-Gilmore	4	11	2.8	1
Ty Eitnrear	2	7	3.5	0
Blissfield	Att	Yards	Avg	TD
Jack Willson	5	22	4.4	0
Devon Slusher	4	18	4.5	0
Jacob Spano	7	9	1.3	0
Gavin Ganun	5	6	1.2	1
Lucas Coopshaw	2	4	2.0	0
Andrew O'Brien	1	1	1.0	0

RECEIVING

Whiteford	Rec	Yards	Avg	TD
Hunter Lake	2	24	12.0	0
Blissfield	Rec	Yards	Avg	TD
Josh Eisenmann	2	43	21.5	0
Spencer Kleparek	1	35	35.0	0
Devon Slusher	3	25	8.3	0

DEFENSE

Whiteford	Solo	Ast	T
Hunter Lake	4	3	7
Zach Bertz	4	1	5
De'Shawn Williams	3	2	5
Abba Risley	2	3	5
Jarret Atherton	1	2	3
Ethan Inman	1	2	3
Eli Shelton	0	3	3
Jordan Book	2	0	2
Logan Murphy	1	1	2
Matthew Taylor	1	1	2
Alex Bahls	1	1	2
Cole Borowicz	1	1	2
Ty Eitnrear	0	2	2
Nathan Bauman	1	0	1
Cody Westfall	0	2	2
Jack Garrison	0	1	1
Bryce Wing	0	1	1

Other Defense

Sacks: None

Tackles for loss: De'Shawn Williams 2, Jordan Book 1, Jarret Atherton .5, Ethan Inman .5

Interceptions: Hunter Lake, Ty Eitnrear

WHITEFORD FOOTBALL

Thursday, Aug. 31 • Week 2 • 7 p.m. • Detroit Community at Whiteford

WHITEFORD WEEK 2 REVIEW



Detroit Community
Whiteford

0 0 16 0 = 16
22 20 6 0 = 48



TEAM STATS

	Whiteford	DC
Total offense	311	168
Plays	36	37
Yards per play	8.6	4.5
Passing yards	51	148
Completion-Attempts	3-5	5-15
Yards per pass	17.0	29.6
TDs-Int	0-1	2-2
Rushing yards	260	20
Rushing attempts	31	22
Yards per rush	8.4	0.9
Receiving	51	148
Penalties-yards	3-40	6-40
Turnovers	2	4
Fumbles-lost	3-1	2-2
Punting-Avg	1-38.0	0-0.0
Possession	23:51	24:09
First downs	19	6
3rd down conv.	1/4	3/9
4th down conv.	1/1	1/4

POST-GAME NOTES

- Whiteford coach Jason Mensing is 12-0 in non-conference regular season games since becoming head coach of the Bobcats.
- Whiteford's 11-game regular season winning streak is the longest for Whiteford since its 23-game win streak from 1963 to 1966.
- In two seasons, Whiteford has outscored Detroit Community 108-36. Whiteford leads the all-time series, 2-0.
- Summerfield – Whiteford's next opponent – is the only other Tri-County Conference team besides Whiteford to start the season 2-0.

PLAYER STATS

PASSING

Whiteford	Comp	Att	Yds	TD	Int
Thomas Eitnrear	3	5	51	0	1
Community	Comp	Att	Yds	TD	Int
Kenneth Thornton III	2	6	97	1	0
Melike Moore	3	9	51	1	2

RUSHING

Whiteford	Att	Yards	Avg	TD
Logan Murphy	8	85	10.6	1
Thomas Eitnrear	6	54	9.0	2
Zach Bertz	3	36	12.0	1
Nathan Bauman	4	32	8.0	1
Hunter Lake	5	27	5.4	1
Bradyn Clark-Gilmore	1	17	17.0	0
Ty Eitnrear	3	6	2.0	1
Caleb Williams	1	3	3.0	0
Community	Att	Yards	Avg	TD
Rayvon Williamson	13	27	2.1	0
Kenneth Thornton III	1	3	3.0	0
Tyrese Allen	1	1	1.0	0
D'Vonte Fairley	1	0	0.0	0
Melike Moore	6	-11	-1.8	0

RECEIVING

Whiteford	Rec	Yards	Avg	TD
Bradyn Clark-Gilmore	2	37	18.5	0
Hunter Lake	1	14	14.0	0
Community	Rec	Yards	Avg	TD
Daron Davis	2	76	38.0	1
Rayvon Williamson	1	60	60.0	1
Tyrese Allen	1	11	11.0	0
Kenneth Thornton III	1	1	1.0	0

DEFENSE

Whiteford	Solo	Ast	T
Eli Shelton	3	3	6.0
Cody Westfall	3	2	5.0
Abba Risley	2	2	4.0
Hunter Lake	2	1	3.0
Zach Bertz	2	0	2.0
Nathan Bauman	1	2	3.0
Ty Eitnrear	2	0	2.0
Jarret Atherton	1	1	2.0
Bryce Wing	0	3	3.0
Ethan Inman	1	0	1.0
Bradyn Clark-Gilmore	1	0	1.0
Jack Garrison	1	0	1.0
Cole Borowicz	0	1	1.0
Jordan Book	0	1	1.0
Alex Bahls	0	1	1.0
Ian Slick	0	1	1.0

Other Defense

Sacks: Eli Shelton 1
Tackles for loss: Eli Shelton 2.5, Cody Westfall 1, Hunter Lake 1
Interceptions: Ty Eitnrear 2

SCORING SUMMARY

FIRST QUARTER

W – Logan Murphy 1 run (Zach Bertz run), 10:52
 W - Thomas Eitnrear 7 run (pass failed), 8:46
 W - Thomas Eitnrear 20 run (Hunter Lake run), 6:10

SECOND QUARTER

W – Bertz 15 run (Murphy run), 11:53
 W - Lake 1 run (kick failed), 8:30
 W - Nathan Bauman 13 run (kick failed), 3:19

THIRD QUARTER

C - Daron Davis 39 pass from Melike Moore (Rayvon Williamson run), 8:51
 W - Ty Eitnrear 14 run (run failed), 5:30

FOURTH QUARTER

C - Williamson 60 pass from Kenneth Thornton III (Tyrese Allen run), 4:14

WHITEFORD FOOTBALL


Friday, Sept. 8 • Week 3 • 7 p.m. • Summerfield at Whiteford

WHITEFORD WEEK 3 REVIEW



Summerfield
Whiteford

0 6 0 0 = 6
14 28 6 6 = 54



TEAM STATS

	Whiteford	Sum
Total offense	542	206
Plays	44	37
Yards per play	12.3	5.6
Passing yards	82	156
Completion-Attempts	5-6	7-15
Yards per pass	22.3	16.4
TDs-Int	2-0	1-0
Rushing yards	460	50
Rushing attempts	38	22
Yards per rush	12.1	2.3
Receiving	82	156
Penalties-yards	1-5	3-25
Turnovers	0	1
Fumbles-lost	0-0	2-1
Punting-Avg	0-0.0	3-26.0
Possession	22:00	28:40
First downs	21	6
3rd down conv.	6/7	0/8
4th down conv.	1/1	1/5

POST-GAME NOTES

- The 54 points scored by Whiteford is the most scored by the Bobcats in its series vs. Summerfield since 2003 (61 points) and the largest margin of win over the Bulldogs since 1968 (76-0).
- The win was No. 50 for Whiteford coach Jason Mensing at Whiteford (50-13).
- Thomas Eitniet has 26 career touchdown passes. The career record at Whiteford is 28 by Gabe LaRoy.
- In addition to his 50+ yard touchdown runs Friday against Summerfield, Logan Murphy also had a 90-yard run against Blissfield, giving him four rushes of more than 50 yards this season.

PLAYER STATS

PASSING

Whiteford	Comp	Att	Yds	TD	Int
Thomas Eitniet	5	6	82	2	0
Summerfield	Comp	Att	Yds	TD	Int
Brenden Zeipeks	7	15	156	1	0

RUSHING

Whiteford	Att	Yards	Avg	TD
Logan Murphy	7	212	30.0	3
Bradyn Clark-Gilmore	8	101	12.6	1
Zach Bertz	5	58	11.6	3
Hunter Lake	8	42	5.3	0
Nathan Bauman	3	15	5.0	0
Ty Eitniet	2	11	5.5	0
Thomas Eitniet	2	11	5.5	0
Caleb Williams	2	9	4.5	0
Abba Risley	1	1	1.0	0
Summerfield	Att	Yards	Avg	TD
Noah Cunningham	1	26	26.0	0
Andrew Bucher	4	10	2.5	0
Chris Bucher	6	9	1.5	0
Brenden Zeipeks	6	3	0.5	0
Jacob Heisler	1	1	1.0	0
Bryce Smith	4	1	0.3	0

RECEIVING

Whiteford	Rec	Yards	Avg	TD
Hunter Lake	2	43	21.5	2
Nathan Bauman	1	15	15.0	0
Logan Murphy	1	13	13.0	0
Jared Bronikowski	1	11	11.0	0
Summerfield	Rec	Yards	Avg	TD
Noah Cunningham	5	135	27.0	1
Chris Bucher	1	12	12.0	0
Jacob Heisler	1	9	9.0	0

DEFENSE

Whiteford	Solo	Ast	T
Abba Risley	5	5	10
Zach Bertz	2	4	6
Bradyn Clark-Gilmore	4	0	4
Ty Eitniet	2	2	4
Eli Shelton	1	4	5
Logan Murphy	2	1	3
Matthew Taylor	0	3	3
Ethan Inman	1	1	3
DeShawn Williams	1	1	2
Hunter Lake	1	0	1
Jarret Atherton	0	1	1
Jack Garrison	0	1	1
Nicholas Donnelly	0	1	1

Other Defense

Sacks: Logan Murphy (.5), Matthew Taylor (.5)

Tackles for loss: Zach Bertz (1), Logan Murphy (1.5), Matthew Taylor (1.0), Jack Garrison (.5), Nicholas Donnelly (.5), Eli Shelton (.5)

Interceptions: None

SCORING SUMMARY

FIRST QUARTER

W – Logan Murphy 73 run (Zach Bertz run), 9:38

W – Hunter Lake 26 pass from Thomas Eitniet (run failed), 1:25

SECOND QUARTER

S – Noah Cunningham 24 pass from Brenden Zeipeks (pass failed), 10:10

W – Lake 17 pass from Eitniet (run failed), 6:40

W – Bradyn Clark-Gilmore 52 run (pass failed), 4:40

W – Murphy 50 run (Matthew Taylor pass from Thomas Eitniet), 2:40

W – Murphy 66 run (Murphy run), :00

THIRD QUARTER

W – Bertz 3 run (kick failed)

FOURTH QUARTER

W – Bertz 20 run (kick failed), 4:11

WHITEFORD FOOTBALL

Friday, Sept. 15 • Week 4 • 7 p.m. • Whiteford at Whitmore Lake

WHITEFORD WEEK 4 REVIEW



Whitmore Lake
Whiteford

0 16 0 6 = 22
32 12 8 12 = 64



TEAM STATS

	Whiteford	WL
Total offense	453	186
Plays	36	56
Yards per play	12.6	3.3
Passing yards	145	80
Completion-Attempts	6-7	9-13
Yards per pass	24.2	8.9
TDs-Int	2-0	2-0
Rushing yards	308	106
Rushing attempts	29	43
Yards per rush	10.6	2.5
Receiving	145	80
Penalties-yards	4-40	0-0
Turnovers	0	0
Fumbles-lost	0-0	4-0
Punting-Avg	0-0	1-29.0
Possession	13:22	34:38
First downs	21	18
3rd down conv.	2/2	4/11
4th down conv.	0/0	2/5

POST-GAME NOTES

- When Thomas Eitnietar threw a touchdown pass in the first quarter against Whitmore Lake to his brother, Ty Eitnietar, the duo became just the third brother combination in Whiteford history to team up on a touchdown pass (Doug Herman to Red Herman, 1968; Joe Gust to Jake Gust, 2002).
- Thomas Eitnietar now has 28 career touchdown passes, tying him with Gabe LaRoy for the career lead in Whiteford touchdown passes.
- The 86 points combined is tied for the third-highest point total in Whiteford history (The record is 100).
- Whitmore Lake punted once for 29 yards. The Bobcats have yet to return a punt this season.

PLAYER STATS

PASSING

Whiteford	Comp	Att	Yds	TD	Int
Thomas Eitnietar	6	7	145	2	0
Whitmore Lake	Comp	Att	Yds	TD	Int
Bryan Pasciak	9	13	80	2	0

RUSHING

Whiteford	Att	Yards	Avg	TD
Logan Murphy	6	134	22.3	3
Thomas Eitnietar	6	56	9.3	1
Zach Bertz	6	47	7.8	2
Nathan Bauman	5	37	7.4	1
Ty Eitnietar	3	26	8.7	0
Caleb Williams	3	8	2.7	0
Whitmore Lake	Att	Yards	Avg	TD
Evan Romeo	17	54	3.2	0
Steven Leach	9	42	4.7	0
Izaak Angel	8	13	1.6	0
Zachary Brady	1	2	2.0	0
Evan Vaughan	2	1	0.5	0
Bryan Pasciak	6	-6	-1.0	0

RECEIVING

Whiteford	Rec	Yards	Avg	TD
Bradyn Clark-Gilmore	4	89	22.3	1
Ty Eitnietar	2	56	28.0	1
Whitmore Lake	Rec	Yards	Avg	TD
Kyle Watts	2	26	13.0	0
Luke Burkhardt	4	24	6.0	2
Izaak Angel	2	21	10.5	0
Steven Leach	1	9	9.0	0

DEFENSE

Whiteford	Solo	Ast	T
Eli Shelton	4	4	8
Cody Westfall	4	3	7
Abba Risley	3	4	7
Ty Eitnietar	3	3	6
Bradyn Clark-Gilmore	1	6	7
Zach Bertz	2	3	5
Jack Garrison	2	3	5
Nathan Bauman	2	2	4
Bryce Wing	2	2	4
Logan Murphy	2	1	3
Alex Bahls	2	1	3
DeShawn Williams	1	2	3
Ethan Inman	1	1	2
Jacob Brenke	0	3	3
Matthew Taylor	1	0	1
Ian Slick	1	0	1
Nicholas Donnelly	1	0	1
Jared Bronikowski	1	0	1
Lucas Teszner	0	1	1
Cole B orowicz	0	1	1

Other Defense

Sacks: Jack Garrison 1.5, Ethan Inman .5
Tackles for loss: Eli Shelton 2, Abba Risley 1, Ty Eitnietar .5, Jack Garrison 1.5, Logan Murphy 2.5, Alex Bahls 1, DeShawn Williams 1.5, Ethan Inman .5, Jacob Brenke .5

SCORING SUMMARY

FIRST QUARTER

W – Logan Murphy 51 run (Logan Murphy run), 11:16
 W – Ty Eitnietar 42 pass from Thomas Eitnietar (Zach Bertz run), 8:41
 W – Logan Murphy 17 run (Ty Eitnietar pass from Thomas Eitnietar), 8:03
 W – Thomas Eitnietar 13 run (Bradyn Clark-Gilmore pass from Thomas Eitnietar), 3:32

SECOND QUARTER

WL – Luke Burkhardt 10 pass from Bryan Pasciak (Bryan Pasciak run), 11:18
 W – Zach Bertz 1 run (kick failed), 10:07
 WL – Luke Burkhardt 2 pass from Bryan Pasciak (Kyle Watts pass from Bryan Pasciak), 2:10
 W – Bradyn Clark-Gilmore 13 pass from Thomas Eitnietar (kick failed), :47

THIRD QUARTER

W – Nathan Bauman 3 run (Zach Bertz run), 7:10

FOURTH QUARTER

W – Zach Bertz 23 run (kick failed), 11:51
 WL – Steven Leach 19 run (run failed), 6:39
 W – Logan Murphy 37 run (kick failed), 2:55

WHITEFORD FOOTBALL

Friday, Sept. 22 • Week 5 • 7 p.m. • Madison at Whiteford

WHITEFORD WEEK 5 REVIEW



Madison
Whiteford

0 0 0 0 = 0
32 21 7 7 = 67



TEAM STATS

	Madison	Whiteford
Total offense	113	515
Plays	35	37
Yards per play	3.2	13.9
Passing yards	27	158
Completion-Attempts	4-8	3-4
Yards per pass	6.8	52.7
TDs-Int	0-0	3-0
Rushing yards	86	357
Rushing attempts	27	33
Yards per rush	3.2	10.8
Receiving	27	158
Penalties-yards	3-40	4-45
Turnovers	1	0
Fumbles-lost	2-1	1-0
Punting-Avg	4-33.0	0-0.0
Possession	26:47	21:13
First downs	6	21
3rd down conv.	0/8	3/3
4th down conv.	0/3	0/0

POST-GAME NOTES

- The 67 points scored are the third-most in Whiteford history and most scored by the Bobcats since they set the school scoring record by scoring 76 points vs. Summerfield in 1968. The second-most points in a game for Whiteford was a 68-point effort against Deerfield in 1964.
- Whiteford is averaging 56.6 points per game through five games.
- Nathan Bauman kicked three extra points for the Bobcats, the first three successful extra-point kicks of the season.
- Whiteford has scored 131 points in the last two weeks, the most points ever scored by the Bobcats in successive weeks.
- Thomas Eitniece has now accounted for 31 touchdown passes and 21 touchdown runs in his career, a total of 52 touchdowns.

PLAYER STATS

PASSING

Whiteford	Comp	Att	Yds	TD	Int
Thomas Eitniece	3	4	158	3	0
Madison	Comp	Att	Yds	TD	Int
Max Brant	4	8	27	0	0

RUSHING

Whiteford	Att	Yards	Avg	TD
Nathan Bauman	8	96	12.0	0
Logan Murphy	7	79	11.3	1
Thomas Eitniece	7	73	14.6	2
Ty Eitniece	7	72	10.3	1
Jack Garrison	3	23	7.7	1
Zach Bertz	2	11	5.5	1
Abba Risley	1	3	3.0	0
Madison	Att	Yards	Avg	TD
Kenny Cable	8	61	7.6	0
Benny Casanova	5	25	5.0	0
Derek Allen	1	13	13.0	0
Max Brant	8	-8	-1.0	0
Keegen Miller	5	-5	-1.0	0

RECEIVING

Whiteford	Rec	Yards	Avg	TD
Brady Clark-Gilmore	2	102	51.5	2
Zach Bertz	1	56	56.0	1
Madison	Rec	Yards	Avg	TD
Derek Allen	1	21	21.0	0
Hayden VanValkenburg	3	6	2.0	0

DEFENSE

Whiteford	Solo	Ast	T
Eli Shelton	5	7	12
Abba Risley	5	3	8
Jack Garrison	2	5	7
Brady Clark-Gilmore	3	2	5
Alex Bahls	2	1	3
Bryce Wing	2	0	2
Logan Murphy	1	1	2
Zach Bertz	0	2	2
Nicholas Donnelly	1	1	2
Cole Borowicz	0	2	2
Ethan Inman	1	0	1
Jarret Atherton	1	0	1
Ian Slick	1	0	1
Ty Eitniece	0	1	1
Matthew Taylor	0	1	1
Lucas Teszner	0	1	1
DeShawn Williams	0	1	1

Other Defense

Sacks: Abba Risley, Logan Murphy
Tackles for loss: Eli Shelton 3, Abba Risley 1, Alex Bahls 1.5, Ethan Inman 1, Cole Borowicz .5, Lucas Teszner .5, Nicholas Donnelly .5, DeShawn Williams .5

SCORING SUMMARY

FIRST QUARTER

W – Brady Clark-Gilmore 61 pass from Thomas Eitniece (Thomas Eitniece run), 11:45

W – Clark-Gilmore 41 pass from Thomas Eitniece (Logan Murphy run), 7:05

W – Thomas Eitniece 16 run (Thomas Eitniece run), 6:49

W – Thomas Eitniece 13 run (Zach Bertz run), 2:33

SECOND QUARTER

W – Zach Bertz 56 pass from Thomas Eitniece (Matthew Taylor pass from Thomas Eitniece), 11:10

W – Ty Eitniece 59 run (kick failed), 7:18

W – Logan Murphy 17 run (Nathan Bauman kick), 2:28

THIRD QUARTER

W – Zach Bertz 5 run (Nathan Bauman kick), 2:44

FOURTH QUARTER

W – Jack Garrison 9 run (Nathan Bauman kick), 1:42

WHITEFORD FOOTBALL

Friday, Sept. 29 • Week 6 • 7 p.m. • Whiteford at Morenci

WHITEFORD WEEK 6 REVIEW



Whiteford
Morenci

22 16 13 0 = 51
0 0 8 0 = 8



TEAM STATS

	Whiteford	Mor
Total offense	479	212
Plays	48	33
Yards per play	10.0	6.4
Passing yards	107	16
Completion-Attempts	4-4	1-5
Yards per pass	26.8	16.0
TDs-Int	0-0	0-0
Rushing yards	372	196
Rushing attempts	44	28
Yards per rush	8.5	7.0
Receiving	107	16
Penalties-yards	7-70	6-55
Turnovers	1	3
Fumbles-lost	1-1	3-3
Punting-Avg	0-0.0	3-7.3
Possession	28:38	19:22
First downs	21	7
3rd down conv.	7/9	1/6
4th down conv.	1/1	1/3

SCORING SUMMARY

FIRST QUARTER

W – Logan Murphy 67 run (Nathan Bauman run), 10:36, 1st

W – Thomas Eitnrear 4 run (Logan Murphy run), 2:46, 1st

W – Thomas Eitnrear 53 run (run failed), :42, 1st

SECOND QUARTER

W – Logan Murphy 2 run (Logan Murphy run), 4:09, 2nd

W – Safety, Morenci punter tackled in the end zone, 2:22, 2nd

W – Logan Murphy 5 run (pass failed), 1:07, 2nd

THIRD QUARTER

W – Zach Bertz 12 run (kick failed), 7:57, 3rd

M – Luke Grieder 70 run (Harley McCaskey run), 5:41, 3rd

W – Logan Murphy 8 run (Nathan Bauman kick), 1:51, 3rd

POST-GAME NOTES

- With the win, Whiteford qualified for the state playoffs for the sixth consecutive season, a school record and one shy of the TCC record.
- Thomas Eitnrear is now 29-4 as a starting quarterback at Whiteford, holding the record for starts as a QB, consecutive starts and victories
- Whiteford converted one fourth-down conversion in the game, making the Bobcats 5-for-5 this season on fourth-down attempts.
- The 51 points are the most points Whiteford has ever scored in a game against Morenci. The previous high was

PLAYER STATS

PASSING

Whiteford	Comp	Att	Yds	TD	Int
Thomas Eitnrear	4	4	107	0	0
Morenci	Comp	Att	Yds	TD	Int
Harley McCaskey	1	5	16	0	0

RUSHING

Whiteford	Att	Yards	Avg	TD
Logan Murphy	14	127	9.1	4
Thomas Eitnrear	4	69	17.3	2
Ty Eitnrear	8	66	8.3	0
Nathan Bauman	8	51	6.4	0
Zach Bertz	8	47	5.9	1
Jack Garrison	2	12	6.0	0
Morenci	Att	Yards	Avg	TD
Luke Grieder	6	88	14.7	1
Dylan Amos	10	73	7.3	0
Collyn Nolan	6	26	4.3	0
Harley McCaskey	4	5	1.3	0
Cam Miller	2	4	2.0	0

RECEIVING

Whiteford	Rec	Yards	Avg	TD
Nathan Bauman	1	55	55.0	0
Bradyn Clark-Gilmore	3	52	17.3	0
Morenci	Rec	Yards	Avg	TD
Chase VanBrandt	1	16	16.0	0

DEFENSE

Whiteford	Solo	Ast	T
Abba Risley	3	5	8
Eli Shelton	1	5	6
Logan Murphy	1	4	5
Jack Garrison	0	5	5
Ethan Inman	1	3	4
Nicholas Donnelly	0	4	4
Ty Eitnrear	2	0	2
Deshawn Williams	2	0	2
Bryce Wing	1	1	2
Zach Bertz	0	2	2
Alex Bahls	0	2	2
Bradyn Clark-Gilmore	0	2	2
Matthew Taylor	0	2	2
Colo Borowicz	1	0	1
Jacob Brenke	0	1	1

Other Defense

Sacks: Logan Murphy 0.5, Ethan Inman 0.5,

Tackles for loss: Abba Risley 2, Logan Murphy 0.5, Ethan Inman 0.5, Deshawn Williams 1,

Interceptions: None

WHITEFORD FOOTBALL


Friday, Oct. 6 • Week 7 • 7 p.m. • Sand Creek at Whiteford

WHITEFORD WEEK 7 REVIEW



Sand Creek
Whiteford

7 7 0 0 = 14
6 24 16 7 = 53



TEAM STATS

	SC	Whiteford
Total offense	261	466
Plays	46	55
Yards per play	5.7	8.5
Passing yards	36	136
Completion-Attempts	3-7	4-6
Yards per pass	12.0	34.0
TDs-Int	0-0	2-1
Rushing yards	225	330
Rushing attempts	39	49
Yards per rush	5.8	6.7
Receiving	36	136
Penalties-yards	7-50	6-45
Turnovers	1	3
Fumbles-lost	2-1	2-2
Punting-Avg	2-16.0	0-0.0
Possession	22:13	25:33
First downs	13	24
3rd down conv.	4/13	7/10
4th down conv.	0/3	2/2

SCORING SUMMARY

FIRST QUARTER

SC – Carson Scroggie 15 run (Travis Carson kick), 7:35

W – Thomas Eitnrear 9 run (pass failed), :37

SECOND QUARTER

W – Bradyn Clark-Gilmore 12 pass from Thomas Eitnrear (Logan Murphy run), 11:09

SC - Alec Muck 43 run (Travis Carson kick), 8:41

W – Thomas Eitnrear 28 run (Logan Murphy run), 6:57

W - Logan Murphy 1 run (Bradyn Clark-Gilmore pass from Thomas Eitnrear), :30

THIRD QUARTER

W – Zach Bertz 20 run (Nathan Bauman run), 4:55

W – Bradyn Clark-Gilmore 91 pass from Thomas Eitnrear (Bradyn Clark-Gilmore pass from Thomas Eitnrear), :18

FOURTH QUARTER

W – Zach Bertz 12 run (Nathan Bauman kick), :46

POST-GAME NOTES

- By scoring 53 points, the Bobcats went over the 50-point mark for the fifth consecutive game for the first time in team history.
- Bradyn Clark-Gilmore's 91-yard touchdown reception was the second-longest of Thomas Eitnrear's career. He threw a 96-yard scoring strike to Jesse Kiefer in the 2015 playoffs (vs. Climax-Scotts).
- Whiteford converted two fourth-down conversions to remain perfect on fourth-down conversions on the season.
- Whiteford can clinch a share of the Tri-County Conference title next week in its game against Clinton.

PLAYER STATS

PASSING

Whiteford	Comp	Att	Yds	TD	Int
Thomas Eitnrear	4	6	136	2	1
Sand Creek	Comp	Att	Yds	TD	Int
Dalton Knapp	3	7	36	0	0

RUSHING

Whiteford	Att	Yards	Avg	TD
Thomas Eitnrear	10	107	10.7	2
Logan Murphy	13	82	6.3	1
Zach Bertz	10	61	6.1	2
Nathan Bauman	12	59	4.9	0
Ty Eitnrear	4	21	5.3	0
Sand Creek	Att	Yards	Avg	TD
Alec Muck	19	129	6.8	1
Payton Woodard	7	38	5.4	0
Carson Scroggie	6	35	5.8	1
William Alexander	3	33	11.0	0
Dalton Knapp	4	-10	-2.5	0

RECEIVING

Whiteford	Rec	Yards	Avg	TD
Bradyn Clark-Gilmore	3	127	42.3	2
Hunter Lake	1	9	9.0	0
Sand Creek	Rec	Yards	Avg	TD
William Alexander	1	15	15.0	0
Jonathon Shipman	1	11	11.0	0
Alec Muck	1	10	10.0	0

DEFENSE

Whiteford	Solo	Ast	T
Abba Risley	3	5	8
Zach Bertz	6	0	6
Jarret Atherton	3	2	5
Eli Shelton	2	3	5
DeShawn Williams	1	4	5
Matthew Taylor	0	5	5
Ethan Inman	2	2	4
Logan Murphy	4	0	4
Bradyn Clark-Gilmore	1	2	3
Hunter Lake	1	1	2
Cole Borowicz	1	1	2
Ty Eitnrear	0	2	2
Jack Garrison	0	2	2
Ian Slick	0	1	1
Jordan Book	0	1	1
Nathan Bauman	0	1	1
Nicholas Donnelly	0	1	1

Other Defense

Sacks: Jarret Atherton 1, Ethan Inman 1

Tackles for loss: Logan Murphy 1, Jarret Atherton 1, Ethan Inman 3, DeShawn Williams 1, Bradyn Clark-Gilmore 1, Jack Garrison 1

Interceptions: None

WHITEFORD FOOTBALL


Friday, Oct. 13 • Week 8 • 7 p.m. • Whiteford at Clinton

WHITEFORD WEEK 8 REVIEW



Whiteford
Clinton

12 16 24 0 = 52
7 0 14 0 = 21



TEAM STATS

	Whiteford	Clinton
Total offense	406	158
Plays	66	44
Yards per play	6.2	3.6
Passing yards	54	124
Completion-Attempts	4-6	10-25
Yards per pass	13.5	12.4
TDs-Int	1-0	3-2
Rushing yards	352	34
Rushing attempts	60	19
Yards per rush	5.9	1.8
Receiving	54	124
Penalties-yards	6-80	2-10
Turnovers	0	2
Fumbles-lost	1-0	1-0
Punting-Avg	0-0.0	1-7.0
Possession	32:27	15:33
First downs	29	12
3rd down conv.	6/12	2/10
4th down conv.	5/5	2/4

SCORING SUMMARY

FIRST QUARTER

W – Logan Murphy 5 run (run failed), 6:33

C – Michael Sprau 21 pass from Clark Nelson (Anton Ellerman kick), 6:18

W – Ty Eitniet 85 kickoff return (pass failed), 6:05

SECOND QUARTER

W – Zach Bertz 3 run (Zach Bertz pass from Thomas Eitniet), 7:31

W – Logan Murphy 14 run (Matthew Taylor pass from Thomas Eitniet), 2:38

THIRD QUARTER

W – Logan Murphy 6 run (Zach Bertz run)

C – Robert Campbell 17 pass from Clark Nelson (Anton Ellerman kick), 9:15

W – Logan Murphy 39 run (Zach Bertz run), 5:47

C – Michael Sprau 10 pass from Clark Nelson (Anton Ellerman kick), 4:31

W – Bradyn Clark-Gilmore 29 pass from Thomas Eitniet (Logan Murphy run), 2:01

POST-GAME NOTES

- Whiteford won for the first time ever at Clinton
- The 52 points scored by Whiteford are the most points ever scored against Clinton in a Tri-County Conference game
- With 54 passing yards, Thomas Eitniet passed Gabe LaRoy for most career passing yards by a Whiteford quarterback. He stands at 2,857 career passing yards.
- Zach Bertz scored a touchdown in his 8th consecutive game – the only Bobcat to score a TD in every game this season
- Whiteford reached 50 points for the sixth consecutive game for the first time in school history.

PLAYER STATS

PASSING

Whiteford	Comp	Att	Yds	TD	Int
Thomas Eitniet	4	6	54	1	0
Clinton	Comp	Att	Yds	TD	Int
Clark Nelson	10	25	124	3	2

RUSHING

Whiteford	Att	Yards	Avg	TD
Logan Murphy	21	150	7.1	4
Zach Bertz	19	97	5.1	1
Thomas Eitniet	11	51	4.6	0
Nathan Bauman	6	43	7.2	0
Hunter Lake	1	8	8.0	0
Ty Eitniet	2	3	1.5	0
Clinton	Att	Yards	Avg	TD
Clayton Langer-Freeman	10	26	2.6	0
Noah Comar	4	10	2.5	0
Eathan Hicks	1	9	9.0	0
Trevor Underwood	1	1	1.0	0
Clark Nelson	3	-12	-4.0	0

RECEIVING

Whiteford	Rec	Yards	Avg	TD
Bradyn Clark-Gilmore	2	31	15.5	1
Matthew Taylor	1	17	17.0	0
Hunter Lake	1	6	6.0	0
Clinton	Rec	Yards	Avg	TD
Michael Sprau	4	49	12.3	2
Robert Campbell	2	34	17.0	1
Noah Comar	3	21	7.0	0
Riley Jeffrey	1	20	20.0	0

DEFENSE

Whiteford	Solo	Ast	T
Eli Shelton	6	2	8
Abba Risley	5	2	7
Matthew Taylor	3	0	3
Ethan Inman	2	1	3
Logan Murphy	2	0	2
Hunter Lake	1	2	3
Ty Eitniet	1	1	2
Zach Bertz	1	1	2
Bradyn Gilmore	1	1	2
Bryce Wing	1	0	1
Nathan Bauman	0	1	1
Alex Kohler	0	1	1
Lucas Tezner	0	1	1
Jarret Atherton	0	1	1
Ian Slick	0	1	1
De'Shawn Williams	0	1	1

Other Defense

Sacks: Eli Shelton 2

Tackles for loss: Eli Shelton 3

Interceptions: Hunter Lake, Ty Eitniet

WHITEFORD FOOTBALL

Friday, Oct. 20 • Week 9 • 7 p.m. • Britton Deerfield at Whiteford

WHITEFORD GAME BY GAME SCORING SUMMARY

Whiteford 48, Blissfield 8

FIRST QUARTER

W – Zach Bertz 44 run (Logan Murphy pass from Thomas Eitniewar)
W – Hunter Lake 3 run (Bradyn Gilmore run)
W – Thomas Eitniewar 65 run (run failed)

SECOND QUARTER

W – Hunter Lake 23 run (run failed)

THIRD QUARTER

W – Bertz 1 run (Lake pass from Eitniewar)

FOURTH QUARTER

W – Gilmore 3 run (run failed)
W – Nathan Bauman 6 run (kick failed)

Whiteford 48, Community 16

FIRST QUARTER

W – Logan Murphy 1 run (Zach Bertz run), 10:52
W – Thomas Eitniewar 7 run (pass failed), 8:46
W – Thomas Eitniewar 20 run (Hunter Lake run), 6:10

SECOND QUARTER

W – Bertz 15 run (Murphy run), 11:53
W – Lake 1 run (kick failed), 8:30
W – Nathan Bauman 13 run (kick failed), 3:19

THIRD QUARTER

W – Ty Eitniewar 14 run (run failed), 5:30

Whiteford 54, Summerfield 6

FIRST QUARTER

W – Logan Murphy 73 run (Zach Bertz run), 9:38
W – Hunter Lake 26 pass from Thomas Eitniewar (run failed), 1:25

SECOND QUARTER

W – Lake 17 pass from Eitniewar (run failed), 6:40
W – Bradyn Clark-Gilmore 52 run (pass failed), 4:40
W – Murphy 50 run (Matthew Taylor pass from Thomas Eitniewar), 2:40
W – Murphy 66 run (Murphy run), :00

THIRD QUARTER

W – Bertz 3 run (kick failed)

FOURTH QUARTER

W – Bertz 20 run (kick failed), 4:11

Whiteford 64, Whitmore Lake 22

FIRST QUARTER

W – Logan Murphy 51 run (Logan Murphy run), 11:16
W – Ty Eitniewar 42 pass from Thomas Eitniewar (Zach Bertz run), 8:41
W – Logan Murphy 17 run (Ty Eitniewar pass from Thomas Eitniewar), 8:03
W – Thomas Eitniewar 13 run (Bradyn Clark-Gilmore pass from Thomas Eitniewar), 3:32

SECOND QUARTER

W – Zach Bertz 1 run (kick failed), 10:07
W – Bradyn Clark-Gilmore 13 pass from Thomas Eitniewar (kick failed), :47

THIRD QUARTER

W – Nathan Bauman 3 run (Zach Bertz run), 7:10

FOURTH QUARTER

W – Zach Bertz 23 run (kick failed), 11:51
W – Logan Murphy 37 run (kick failed), 2:55

Whiteford 67, Madison 0

FIRST QUARTER

W – Bradyn Clark-Gilmore 61 pass from Thomas Eitniewar (Thomas Eitniewar run), 11:45
W – Clark-Gilmore 41 pass from Thomas Eitniewar (Logan Murphy run), 7:05
W – Thomas Eitniewar 16 run (Thomas Eitniewar run), 6:49
W – Thomas Eitniewar 13 run (Zach Bertz run), 2:33

SECOND QUARTER

W – Zach Bertz 56 pass from Thomas Eitniewar (Matthew Taylor pass from Thomas Eitniewar), 11:10
W – Ty Eitniewar 59 run (kick failed), 7:18
W – Logan Murphy 17 run (Nathan Bauman kick), 2:28

THIRD QUARTER

W – Zach Bertz 5 run (Nathan Bauman kick), 2:44

FOURTH QUARTER

W – Jack Garrison 9 run (Nathan Bauman kick), 1:42

Whiteford 51, Morenci 8

FIRST QUARTER

W – Logan Murphy 67 run (Nathan Bauman run), 10:36
W – Thomas Eitniewar 4 run (Logan Murphy run), 2:46
W – Thomas Eitniewar 53 run (run failed), :42

SECOND QUARTER

W – Logan Murphy 2 run (Logan Murphy run), 4:09
W – Safety, Morenci punter tackled in the end zone, 2:22
W – Logan Murphy 5 run (pass failed), 1:07

THIRD QUARTER

W – Zach Bertz 12 run (kick failed), 7:57
W – Logan Murphy 8 run (Nathan Bauman kick), 1:51

Whiteford 53, Sand Creek 14

FIRST QUARTER

W – Thomas Eitniewar 9 run (pass failed), :37

SECOND QUARTER

W – Bradyn Clark-Gilmore 12 pass from Thomas Eitniewar (Logan Murphy run), 11:09
W – Thomas Eitniewar 28 run (Logan Murphy run), 6:57
W – Logan Murphy 1 run (Bradyn Clark-Gilmore pass from Thomas Eitniewar), :30

THIRD QUARTER

W – Zach Bertz 20 run (Nathan Bauman run), 4:55
W – Bradyn Clark-Gilmore 91 pass from Thomas Eitniewar (Bradyn Clark-Gilmore pass from Thomas Eitniewar), :18

FOURTH QUARTER

W – Zach Bertz 12 run (Nathan Bauman kick), :46

Whiteford 52, Clinton 21

FIRST QUARTER

W – Logan Murphy 5 run (run failed), 6:33
W – Ty Eitniewar 85 kickoff return (pass failed), 6:05

SECOND QUARTER

W – Zach Bertz 3 run (Zach Bertz pass from Thomas Eitniewar), 7:31
W – Logan Murphy 14 run (Matthew Taylor pass from Thomas Eitniewar), 2:38

THIRD QUARTER

W – Logan Murphy 6 run (Zach Bertz run)
W – Logan Murphy 39 run (Zach Bertz run), 5:47
W – Bradyn Clark-Gilmore 29 pass from Thomas Eitniewar (Logan Murphy run), 2:01

WHITEFORD FOOTBALL

Friday, Oct. 20 • Week 9 • 7 p.m. • Britton Deerfield at Whiteford

WHITEFORD GAME-BY-GAME DRIVE SUMMARY

WHITEFORD VS. BLISSFIELD

WHITEFORD

FIRST HALF

START	RESULT	PLAYS	YARDS
O25	Touchdown	5	75
O10*	Touchdown	4	90
O23	Touchdown	4	77
O28	Turnover (pass interception)	7	35
O44	Touchdown	4	56
O42	Turnover (fumble)	10	37

SECOND HALF

START	RESULT	PLAYS	YARDS
O41	Touchdown	7	59
O26	Touchdown	15	74
O34	Touchdown	9	66

BLISSFIELD

FIRST HALF

START	RESULT	PLAYS	YARDS
O35	Turnover (Int. by Ty Eitnrear)	10	54
W48	Touchdown	6	48
O36	Punt	3	6
O10*	Punt	5	16
W44	Turnover (Int. by Hunter Lake)	3	10
O23	Half ended	4	56

SECOND HALF

START	RESULT	PLAYS	YARDS
O35	Punt	7	-3
O34	Punt	4	1
O35	Punt	4	1
O35	Half ended	3	3

* As a result of a turnover

WHITEFORD VS. COMMUNITY

WHITEFORD

FIRST HALF

START	RESULT	PLAYS	YARDS
O43	Touchdown	4	57
D41	Turnover (Interception)	1	0
D23	Touchdown	4	23
D45	Touchdown	4	45
D46	Touchdown*	5	54
D31	Touchdown*	5	31
O41	Touchdown*	5	41

SECOND HALF

START	RESULT	PLAYS	YARDS
O45	Touchdown	4	55
D46	Turnover (fumble by Nathan Bauman)	1	6
O11	Punt	4	4
D30	Game ended	1	3

COMMUNITY

FIRST HALF

START	RESULT	PLAYS	YARDS
O25	Turnover (FR by DeShawn Williams)	2	8
O48	Downs	4	-3
O37	Turnover (Interception by Ty Eitnrear)	8	47
O32	Turnover (Interception by Ty Eitnrear)	2	-10
O40	Turnover (Fumble rec. by Cody Westfall)	1	0
O25	Half ended	3	-2

SECOND HALF

START	RESULT	PLAYS	YARDS
W40	Touchdown	3	40
O40	Touchdown	1	60

O40	Downs	8	49
O47	Downs	5	17

WHITEFORD VS. SUMMERFIELD

WHITEFORD

FIRST HALF

START	RESULT	PLAYS	YARDS
O27	Touchdown	1	73
O21	Touchdown*	12	79
O40	Touchdown	7	60
O37	Touchdown	3	63
O42	Touchdown	2	58
O34	Touchdown	1	66

SECOND HALF

START	RESULT	PLAYS	YARDS
S42	Touchdown	5	42
O13	Touchdown	13	87

* As a result of a turnover

SUMMERFIELD

FIRST HALF

START	RESULT	PLAYS	YARDS
O31	Punt	3	6
O44	Turnover (Fumble recovered by XXX)	4	35
O27	Touchdown	8	73
O27	Punt	5	12
O37	Downs	5	21
O42	Punt	3	6

SECOND HALF

START	RESULT	PLAYS	YARDS
O37	Downs	6	50
O33	Half ended	4	2

WHITEFORD VS. WHITMORE LAKE

WHITEFORD

FIRST HALF

START	RESULT	PLAYS	YARDS
O41	Touchdown	2	59
WL42	Touchdown	1	42
WL40	Touchdown #	2	40
WL48	Touchdown	5	52
O38	Touchdown	6	62
O36	Touchdown	5	64

- Recovered onside kick to start drive

SECOND HALF

O44	Touchdown	7	56
WL30	Touchdown	3	30
O48	Touchdown	4	52

WHITMORE LAKE

FIRST HALF

START	RESULT	PLAYS	YARDS
O35	Downs	4	7
O30	Downs	6	18
W49	Touchdown	10	49
O38	Touchdown	14	62
O38	Half ended	2	8

SECOND HALF

O21	Punt	3	2
O21	Downs	7	12
O41	Touchdown	9	59
O8	Game ended	3	5

WHITEFORD FOOTBALL

Friday, Oct. 20 • Week 9 • 7 p.m. • Britton Deerfield at Whiteford

WHITEFORD GAME-BY-GAME DRIVE SUMMARY (CONTINUED)

WHITEFORD VS. MADISON

WHITEFORD

FIRST HALF

START	RESULT	PLAYS	YARDS
O39	Touchdown	1	61
O31	Touchdown	6	69
M16	Touchdown #	1	16
M49	Touchdown*	4	49
O38	Touchdown	2	62
O44	Touchdown	2	56
O37	Touchdown	5	63 &
O46	Kneel - end of half	1	0

SECOND HALF

O38	Touchdown	8	62
M49	Touchdown	6	51

- Possession gained as a result of recovering onside kick

* - Points scored off turnover

& - 24th consecutive drive that Whiteford had scored a touchdown

MADISON

FIRST HALF

START	RESULT	PLAYS	YARDS
O38	Punt	5	13
O17	Turnover (fumble recovered by XXX)	5	63
O35	Punt	4	-18
O36	Punt	4	-3
O13	Punt	4	1
O27	Downs	6	19

SECOND HALF

O33	Punt	3	1
O20	Downs	8	29

WHITEFORD VS. MORENCI

WHITEFORD

FIRST HALF

START	RESULT	PLAYS	YARDS
O27	Touchdown	3	73
O28	Touchdown	13	72
O47	Touchdown	1	53
O22	Touchdown	8	78
M34	Touchdown	4	34

SECOND HALF

START	RESULT	PLAYS	YARDS
M40	Touchdown*	4	60
M47	Touchdown	6	53
O38	Turnover (Fumble)	11	47
O41	End of game - QB Kneel	1	0

MORENCI

FIRST HALF

START	RESULT	PLAYS	YARDS
O42	Punt	4	1
O40	Punt	4	-6
O35	Downs	11	43
O21	Punt	4	-21
O39	End of half	3	6

SECOND HALF

START	RESULT	PLAYS	YARDS
O21	Turnover (fumble rec. by Deshawn Williams)	3	19
O25	Touchdown	3	75
W38	Turnover (fumble rec. by Bryce Wing)	1	0
O15	Turnover (fumble rec. by Ty Eitniece)	4	21

* - Points scored off turnover

WHITEFORD VS. SAND CREEK

WHITEFORD

FIRST HALF

START	RESULT	PLAYS	YARDS
O49	Turnover (Fumble by Bauman)	1	11
50	Turnover (Fumble by Murphy)	3	25
SC40	Touchdown	8	60
SC35	Touchdown	4	25
O39	Turnover (Int by Thomas Eitniece)	2	-12
O48	Touchdown	5	52
O28	Touchdown	7	72

SECOND HALF

O15	Touchdown	9	85
O2	Touchdown	3	98
O33	Touchdown	15	72

SAND CREEK

FIRST HALF

START	RESULT	PLAYS	YARDS
O35	Touchdown*	10	65
O25	Downs	6	15
O39	Turnover (Fumble Rec. by DeShawn Williams)	1	-4
W36	Touchdown	3	36
O37	Downs	8	35
O47	Half ended	2	5

SECOND HALF

50	Downs	6	35
O49	Downs	8	49
O40	Punt	4	1

WHITEFORD VS. CLINTON

WHITEFORD

FIRST HALF

START	RESULT	PLAYS	YARDS
O40	Touchdown	12	60
O32	Touchdown	12	68
C38	Touchdown	8	38
O43	Half ended	3	6

SECOND HALF

C23	Touchdown	3	23
O16	Touchdown	6	84
O45	Touchdown	6	55
O20	Game ended (kneel)	16	79

CLINTON

FIRST HALF

START	RESULT	PLAYS	YARDS
W40	Touchdown	2	40
O21	Downs	13	47
O30	Punt	4	1
W49	Downs	4	6

SECOND HALF

O33	Turnover (Interception by Hunter Lake)	3	0
W49	Touchdown	5	49
W49	Turnover (Interception by Ty Eitniece)	3	1
O39	Touchdown	5	61
W32	Missed FG attempt	7	23

Whiteford 2017 Drive Summary

74	Offensive drives
60	Touchdowns (81.8%)
8	Turnovers
4	Kneel (end of half/game)
1	End of half
1	Punt
1	Special teams touchdowns

WHITEFORD FOOTBALL

Friday, Oct. 20 • Week 9 • 7 p.m. • Britton Deerfield at Whiteford

WHITEFORD PLAYER NOTES



THOMAS EITNIEAR, SENIOR QB

A third-year starter, Eitnietar has more career starts (35) and more consecutive starts (35) than any quarterback in Whiteford history. ... Whiteford is **31-4** in games he has started at QB. ... He holds the all-time career passing record for the Bobcats with 2,857 career yards. ... Has seven career 100-yard rushing games and has more career rushing yards than any QB in Bobcat history ... Has more TD passes than any QB in Bobcat history (34). ... Thomas has committed to play baseball at the University of Toledo.

RUSHING	ATT	YARDS	AVG
2014	5	81	16.2
2015	76	359	4.7
2016	125	905	7.2
2017	54	567	10.5
CAREER	260	1912	7.4

PASSING	COMP	ATT	YARDS	TD Pass
2014	0	1	0	0
2015	52	91	1077	15
2016	65	108	1022	9
2017	32	45	758	10
CAREER	149	245	2857	34

LUCAS TESZNAR, SENIOR OT

Lucas (6-foot-5, 280 pounds) was named First Team All-State by the Associated Press, Detroit News and Detroit Free Press in 2016, the first ever Whiteford player to be named to all three first-team lists in a single season. ... Has drawn interest from several Mid-American Conference schools and visited nationally-ranked Division II Grand Valley State University recently ... Received an offer from Lawrence Tech ... Whiteford is 12-for-12 on fourth-down conversions this season ... Has anchored the offensive line for three seasons in which the Bobcats have put up record-breaking rushing and scoring numbers:

WHITEFORD TEAM

TEAM	ATT	YARDS	AVG
2015	554	3384	6.1
2016	672	4495	6.7
2017	341	2962	8.7
TOTAL	1567	10841	6.9

LOGAN MURPHY, JUNIOR RB

Logan passed the 1,000-yard mark in Week 8, becoming the 12th different Whiteford running back to reach 1,000 yards in a season. ... He is averaging 106.5 yards rushing per game. ... Has nine career 100 yard rushing games, with a season high 212 yards rushing vs. Summerfield in Week 3 ... Has 6 runs of 50+ yards this year, with 91 yards being his longest run from scrimmage. ... 47 of his 95 carries this season has resulted in either a touchdown or a first down. ... Has converted all four of his fourth-down attempts this season and has moved the chains to a first down on 10 third downs. ... In games vs. the three TCC contenders for playoff berths (Summerfield, Morenci, Clinton), Logan has 42 carries for 489 yards (11.6 avg.) and 11 touchdowns ... Only 24 carries have come in the second half this season. ... In his 17 game career, Logan has scored 26 touchdowns and 178 points, which is tied for ninth place in Whiteford history.

LOGAN MURPHY 2017

OPPONENT	ATT	RUSH	AVG	TD
Blissfield	19	186	9.8	0
Community	8	85	10.6	1
Summerfield	7	212	30	3
Whitmore Lake	6	134	22.3	3
Madison	7	79	11.3	1
Morenci	14	127	9.1	4
Sand Creek	13	82	6.3	1
Clinton	21	150	7.1	4
2017	95	1055	106.5	17
2016	130	816	6.3	9
CAREER	225	1871	8.3	26

ABBA RISLEY, SENIOR DB

Risley leads the Bobcats in tackles with 28 solo tackles and 57 overall. ... Has 4.5 tackles for loss.

ELI SHELTON, SENIOR LB

Shelton is second on the team in tackles with 53 and first on the Bobcat defense with 11 tackles for loss, including three last week vs. Clinton.

WHITEFORD FOOTBALL

Friday, Oct. 20 • Week 9 • 7 p.m. • Britton Deerfield at Whiteford

PLAYER STATS (8 games)

PASSING

Player	Comp	Att	Yds	TD	Int
Thomas Eitnrear	32	45	758	10	3

RUSHING

Player	Att	Yards	Avg	TD
Logan Murphy	95	1055	11.1	17
Thomas Eitnrear	54	567	10.5	10
Zach Bertz	61	424	7.0	12
Nathan Bauman	50	360	7.2	3
Ty Eitnrear	31	212	6.8	2
Hunter Lake	24	156	6.4	3
Bradyn Clark-Gilmore	13	129	18.4	2
Jack Garrison	5	35	7.0	1
Caleb Williams	6	20	3.3	0
Abba Risley	2	4	2.0	0
WHITEFORD	341	2962	8.7	50

RECEIVING

Player	Rec	Yards	Avg	TD
Bradyn Clark-Gilmore	17	439	25.8	6
Hunter Lake	7	96	13.7	2
Nathan Bauman	2	70	35.0	0
Ty Eitnrear	2	56	14.0	1
Zach Bertz	1	56	56.0	1
Matthew Taylor	1	17	17.0	0
Logan Murphy	1	13	13.0	0
Jared Bronikowski	1	11	11.0	0

SCORING

Player	TD	1XP	2XP	PTS
Logan Murphy	17	0	10	122
Zach Bertz	13	0	8	94
Thomas Eitnrear	10	0	2	64
Bradyn Clark-Gilmore	8	0	4	56
Hunter Lake	5	0	2	34
Nathan Bauman	3	5	1	27
Ty Eitnrear	4	0	1	26
Jack Garrison	1	0	0	6
Matthew Taylor	0	0	2	4
Team	0	0	0	2*
WHITEFORD	61	5	30	437
* safety				

KICKOFF RETURNS

Player	No	Yards	Avg	TD
Ty Eitnrear	6	171	28.5	1
Zach Bertz	5	85	17.0	0
Nathan Bauman	2	28	14.0	0
Hunter Lake	2	25	12.5	0
Abba Risley	1	7	7.0	0

PUNT RETURNS

Player	No	Yards	Avg	TD
Ty Eitnrear	3	28	9.3	0

DEFENSE

Player	Tackles	Solo	Assist	Sack-Yds	TFL	PBU
Abba Risley	57	28	29	1 - 7	4.5	9
Eli Shelton	53	22	31	3 - 24	11	0
Zach Bertz	30	17	13	0 - 0	1	7
Bradyn Gilmore	24	11	13	0 - 0	1	6
Jack Garrison	22	5	17	1.5 - 17	2.5	4
Logan Murphy	21	13	8	2 - 23	7	1
Ty Eitnrear	21	10	11	0 - 0	0.5	10
Ethan Inman	20	10	10	2 - 7	5	0
De'Shawn Williams	19	8	11	0 - 0	6	0
Matthew Taylor	17	5	12	0.5 - 0	1	3
Hunter Lake	16	9	7	0 - 0	1	12
Cody Westfall	14	7	7	0 - 0	1	0
Bryce Wing	13	6	7	0 - 0	0	0
Jarret Atherton	13	6	7	1 - 2	1.5	0
Alex Bahls	11	5	6	0 - 0	2.5	0
Nathan Bauman	10	4	6	0 - 0	0	1
Cole Borowicz	9	3	6	0 - 0	0.5	1
Nicholas Donnelly	8	1	7	0 - 0	1	0
Ian Slick	5	3	2	0 - 0	0	0
Jordan Book	4	3	1	0 - 0	1	0
Jacob Brenke	4	0	4	0 - 0	0.5	0
Lucas Teznar	3	0	3	0 - 0	0.5	0
Jared Bronikowski	1	1	0	0 - 0	0	0
Alex Kohler	1	0	1	0 - 0	0	0

INTERCEPTIONS

Player	Att	Yards	Avg	TD
Ty Eitnrear	4	78	19.5	0
Hunter Lake	2	32	16.0	0

FUMBLE RECOVERIES/KICKOFF RECOVERIES

Player	No
DeShawn Williams	3
Cole Borowicz	3
Jack Garrison	2
Bryce Wing	2
Abba Risley	2
Logan Murphy	1
Cody Westfall	1
Bradyn Clark-Gilmore	1
Ty Eitnrear	1

PUNTING

Player	No	Yards	Avg	i20
Alex Kohler	1	38	38.0	0

WHITEFORD FOOTBALL

Friday, Oct. 20 • Week 9 • 7 p.m. • Britton Deerfield at Whiteford

WHITEFORD QUICKGLANCE RECORD BOOK

TEAM RECORDS	PLAYER SCORING	PLAYER RUSHING	PLAYER PASSING
POINTS GAME 76 points, 11-1-68 vs. Summerfield	GAME 42 points, 7 TDs, Nick Wohlfarth, 2003 (vs. Summerfield)	GAME 382 yards, Nick Wohlfarth, 2003 (vs. Summerfield)	GAME 292, Thomas Eitnrear, 2015
POINTS QUARTER 38 points, 10-31-14 vs. Lutheran Westland	SEASON 244, Jesse Kiefer, 2016	SEASON 1,712, George Flanner, 2006	SEASON 1,281 yards, Dave Gust, 2007
POINTS HALF 55 points, 10-14-94 vs. Madison	CAREER 526, Jesse Kiefer	CAREER 3,327, Jesse Kiefer	CAREER 2,857 yards, Thomas Eitnrear
POINTS SEASON 513 points, 2016		PLAYER RECEIVING	CAREER TOUCHDOWN PASSES 34, Thomas Eitnrear
SCORING AVERAGE SEASON 36.6 per game, 2016		GAME 185 yards, Darrell Burch, 1972	
		SEASON 770 yards, Josh DuPree, 2007	
		CAREER 1,060, Josh DuPree	

WHITEFORD W-L BREAKDOWN 2012-2017 (Coach Jason Mensing)

YEAR (ACROSS) CATEGORY (BELOW)	2012		2013		2014		2015		2016		2017		ALL 6 YEARS	
	W	L	W	L	W	L	W	L	W	L	W	L	W	L
Overall	8	2	9	3	7	4	10	3	13	1	8	0	55	13
At home	3	2	7	0	4	1	4	1	8	0	4	0	29	4
On the road	5	0	2	3	3	3	6	1	4	0	4	0	25	7
Neutral site	0	0	0	0	0	0	0	1	1	1	0	0	1	2
TCC games	6	1	5	2	4	3	5	2	7	0	6	0	33	8
Non-Conference	2	0	2	0	2	0	2	0	2	0	2	0	12	0
Playoff games	0	1	2	1	1	1	3	1	4	1	0	0	10	5
vs. Ranked teams	0	1	0	2	0	1	2	2	3	1	0	0	5	7
August	2	0	1	0	1	0	1	0	1	0	2	0	8	0
September	3	1	3	1	2	2	3	1	5	0	4	0	20	5
October	3	1	4	1	4	1	4	1	4	0	2	0	21	4
November	0	0	1	1	0	1	2	1	3	1	0	0	6	4

WHITEFORD FOOTBALL

Friday, Oct. 20 • Week 9 • 7 p.m. • Britton Deerfield at Whiteford

MONROE COUNTY REGION RECORDS

■ POINTS SCORED, REGULAR SEASON, REGION HISTORY

Year	School	W	L	T	G	PF	PF AVG
2016	Ida	8	1		9	471	52.3
2017	Whiteford	8	0		8	437	54.6
2016	Whiteford	9	0		9	413	45.9
2010	SMCC	8	1		9	398	44.2
2015	Ida	9	0		9	393	43.7
2005	SMCC	8	1		9	392	43.6
2013	Bedford	9	0		9	391	43.4
2015	Whiteford	7	2		9	383	42.6
2004	Carlson	6	3		9	370	41.1
2010	Summerfield	9	0		9	363	40.3

■ BACK-TO-BACK 9-0 SEASONS IN REGION HISTORY

Only Region teams to go 9-0 in back-to-back seasons*.

The Bobcats can join this club with a win vs. BD.

- **Airport 2002-2003**
- **Erie Mason 2002-03**
- **Milan 1996-1997**
- **Milan 2012-2013**
- **SMCC 1990-1991**
- **Whiteford 1964-1965**

* Other Region teams have gone 8-0 two straight seasons or have had at least one tie during two undefeated seasons. This list, however, includes ONLY back-to-back 9-0 seasons.

BRITTON DEERFIELD FOOTBALL

Friday, Oct. 20 • Week 9 • 7 p.m. • Britton Deerfield at Whiteford

BRITTON DEERFIELD ROSTER

No.	Name	Position	Grade
2	Ben Spoering	WR/DB/K	11
3	Dillon Appleman	WR/DB	12
4	Spencer Hoffman	QB/LB	11
5	Gaige Suydam	WR/DB	12
7	Justis Kimerer	QB/DL	12
8	Cullen Frederick	TE/LB	11
9	Gavin Cousino	WR/DB	10
10	Zac Clark	WR/DB	11
11	Nick Thomas	RB/DL	10
12	Aiden Nighswander	QB/DB	10
13	Wyatt Carr	QB/DB	9
16	Cole Shiels	WR/DB	10
17	Jacob Burke	RB/DB	12
18	AJ Messner	RB/DB	9
21	Dylan Boone	RB/LB	11
23	Shane Meinert	RB/LB	11
50	Blake Woerner	OL/DL	11
52	Brock Corley	OL/DL	11
54	Cole Domanski	OL/DL	12
55	Jacob Steuwe	OL/DL	11
59	Collin Carr	OL/DL	9
44	Carter Fore	OL/RB/LB	9
65	Trevor Dusseau	OL/DL	12
67	Dominic Arriaga	OL/DL	9
68	Ethan Havens	OL/LB	9
70	Brayden Spaulding	OL/DL	10
74	Levi Gaw	OL/DL	9

BD Head coach: Erik Johnson

PATRIOT STATISTICS (Thru 8 games)

PASSING

Player	Comp	Att	Yds	TD	Int
Spencer Hoffman	53	110	644	4	7
Justis Kimerer	14	47	164	1	4
Shane Meinert	1	2	87	0	1
Zac Clark	2	2	47	0	0
Aiden Nighswander	1	4	16	0	1

RUSHING

Player	Att	Yards	Avg	TD
Jacob Burke	89	420	4.7	3
Shane Meinert	97	356	3.7	4
Gaige Suydam	5	23	4.6	0
Dylan Boone	7	19	2.7	0
Justis Kimerer	8	14	1.8	0
Nick Thomas	2	3	1.5	0
Spencer Hoffman	28	-23		2
Aiden Nighswander	1	-2	-2.0	0

RECEIVING

Player	Rec	Yards	Avg	TD
Zac Clark	31	413	13.3	1
Shane Meinert	12	207	17.3	1
Gaige Suydam	10	137	13.7	2
Justis Kimerer	8	95	11.9	0
Cullen Frederick	3	34	11.3	0
Cole Shiels	2	29	14.5	0
Dylan Boone	3	25	12.5	1
Jacob Burke	1	13	13.0	0
Dillon Appleman	1	5	5.0	0

TACKLES

	No.
Gavin Cousino	65
Jacob Burke	64
Carter Forche	63
Justis Kimerer	54
Cole Shiels	51

INTERCEPTIONS

	No.
Gavin Cousino	2
Jacob Burke	1
Dillon Appleman	1

BD 2017 SCHEDULE/SEASON UPDATE

Date	Opponent	Result	Score
Aug 25	Lenawee Christian	L	0-20
Aug 31	Erie Mason	L	30-36
Sep 8	Madison	W	22-13
Sep 15	Summerfield	L	14-40
Sep 22	Morenci	L	15-44
Sep 29	Sand Creek	L	13-52
Oct 6	Clinton	L	0-41
Oct 13	Whitmore Lake	L	7-35
Oct 20	Whiteford		