

WHITEFORD FOOTBALL

Saturday, Nov. 11 • Week 12 • 1 p.m. • Everest Collegiate at Whiteford (Division 8, Region 4, Regional finals)

WHITEFORD

QUICKGLANCE

Nickname: Bobcats

School colors: Blue & Gold

League: Tri-County Conference

Enrollment: 239

Class: C

City: Ottawa Lake

Superintendent: Valerie Orr

Principal: Kelly Tuller

Director of Student Advancement/Athletic Director: Jason Mensing

FOOTBALLGLANCE

2017 record: 11-0 (7-0 in TCC)

2016 record: 13-1 (7-0 in TCC)

League championships: 1961, 1964, 1965 (River Raisin Conference); 1994, 2016, 2017 (Tri-County Conference)

Playoff appearances: 1987, 1990, 1993, 1994, 1995, 2000, 2001, 2002, 2003, 2005, 2006, 2009, 2012, 2013, 2014, 2015, 2016, 2017

First year of varsity football: 1957

Division 8 Region 4 Championship



WHITEFORD PLAYOFFGLANCE

Appearances: 18th

Wins: 17

Losses: 17

District titles: 4

Regional titles: 2

State runner-up: 1

Division 8 Regional Final matchups:

R1: Iron River West Iron County vs. Frankfort

R2: Lincoln Alcona vs. Saginaw Nouvel Catholic

R3: Mendon vs. Climax-Scotts

R4: Ottawa Lake-Whiteford vs. Clarkston Everest Collegiate

Region 1-2 winners and 3-4 winners will play in semifinals

EVEREST COLLEGIATE

QUICKGLANCE

Nickname: Mountaineers

School colors: Black and gold

League: Catholic League

Enrollment: 112

Class: D

City: Clarkston

President: Mike Nalepa

Headmaster: Greg Reichert

Athletic Director: Ann Lowney

FOOTBALLGLANCE

Head coach: Michael Pruchnicki, 5th year (36-15)

2017 record: 9-2

Playoff appearances: 2013, 2014, 2015, 2016, 2017

All-Time record: 36-15 (according to www.michigan-football.com)

All-Time playoff record: 4-3

WHITEFORD 2017 SCHEDULE/SEASON UPDATE

Date	Opponent	Result	Score	Notes
Aug. 25	at Blissfield	48-8	W	Bobcats roll up 537 yards of total offense (523 rushing/24 passing)
Aug. 31	Detroit Community	48-16	W	Bobcats led 42-0 at halftime
Sept. 8	Summerfield	54-6	W	Whiteford forces running clock late in first half in going to 3-0
Sept. 15	at Whitmore Lake	64-22	W	The Bobcats scored 32 first quarter points and a season-high 9 touchdowns
Sept. 22	Adrian Madison	67-0	W	67 points is third most in Whiteford history and most since 1968
Sept. 29	at Morenci	51-8	W	Bobcats clinch 6th straight playoff appearance - Longest streak in team history
Oct. 6	Sand Creek	53-14	W	Whiteford goes over 50 point-mark fifth straight week for 1st time
Oct. 13	at Clinton	52-21	W	Bobcats clinch back-to-back TCC titles for the first time ever
Oct. 20	Britton Deerfield	51-0	W	Whiteford has 2nd shutout in season for first time since 2013
Oct. 27	Lenawee Christian	61-6	W	First meet between the two schools results in Bobcat win
Nov. 3	Summerfield	36-20	W	16-point margin of victory is closest game for the Bobcats this season
Nov. 11	Clarkston Everest Collegiate			

WHITEFORD FOOTBALL

Saturday, Nov. 11 • Week 12 • 1 p.m. • Everest Collegiate at Whiteford (Division 8, Region 4, Regional finals)

WHITEFORD PLAYOFF ROSTER

No.	Name	Position	Class
1	Thomas Eitnrear	CB/QB	12
2	Nick Merchant	CB/WB	10
3	Bradyn Clark-Gilmore	LB/WB	11
4	Jared Bronikowski	DE/TE	12
5	Jacob Kahn	CB/WB	9
6	Hayden Hizer	CB/E	10
7	Hunter Lake	CB/WB	11
8	Evan Dyer	E/E	9
12	Braedon Mills	CB/QB	10
14	Nathan Bauman	LB/E	11
16	Skyler Collins	E/E	10
18	D'Ondre Shaw	LB/WB	10
20	Logan Murphy	LB/FB	11
21	Zack Bertz	FS/LB/WB	11
22	Abba Risley	LB/FS/FB	12
23	Caleb Williams	CB/WB	11
24	Ty Eitnrear	CB/QB	11
28	Cody Westfall	LB/E	11
40	Devon Shaw	LB/FB	9
42	Devan Thomas	DE	11
43	Henry Zdybek	LB/G	10
45	Trent Durden	LB/G	9
46	Jack Garrison	OLB	12
49	Zach Renaud	FS/G	10
50	Nicholas Donnelly	LB/C	11
53	Jacob Lewis	DT/C	12
54	Ian Slick	DT/G	11
54	Brodi Tesznar	E/T	10
56	Cole Borowicz	DT/T	12
57	Shyler Alexander	DT/G	9
58	Isiah Shelton	LB/G	10
60	Nick Freeman	LB/G	9
61	Hunter Jacobs	DT/OT	10
62	Alex Bahls	DT/G	12
63	Eli Shelton	LB	12
65	Alex Kohler	G	12
66	Jacob Brenke	DT/T	11
67	Jon Eipperle	LB/C	10
68	Jordan Book	DT/G	12
71	Jarrett Atherton	DT/T	12
74	Lucas Tesznar	DT/T	12
75	Josh Hagan	DT/T	10
78	DeShaun Williams	DT/T	11
81	Luke Masserant	LB/E	9
82	Ethan Inman	DE	12
84	Matthew Taylor	DE/E	12
89	Bryce Wing	DE/G	11

WHITEFORD TEAM STATS



Team stats for Whiteford and its opponents through 11 games:

	WF	OPP
Scoring	585	121
Points Per Game	53.2	11.0
First Downs	253	105
First Downs - Rushing	209	57
First Downs - Passing	34	35
First Downs - Penalties	10	13
3rd Down Conv/Att	50/77	27/107
4th Down Conv/Att	17/17	10/40
Turnovers	12	20
Rushing	4,186	1,102
Attempts	461	296
Average Per Rush	9.1	3.7
Average Per Game	378.0	100.2
Rushing TDs	67	8
Passing	1,005	890
Completions- Attempts	38 - 57	60 - 170
Avg Per Attempt	17.6	5.2
Avg Per Completion	26.4	14.8
Avg Per Game	91.4	80.9
Passing TDs	13	8
Interceptions	3	10
Fumbles - Lost	17 - 9	20 - 10
Total Offense	5,191	1,992
Total Plays	518	466
Average per Play	10.0	4.3
Average Per Game	471.9	181.1
Big Plays (>20 yds)	64	39
Time of Possession	4:20:50	4:29:24
Penalties - Yards	60 - 610	45 - 345

WHITEFORD FOOTBALL

Saturday, Nov. 11 • Week 12 • 1 p.m. • Everest Collegiate at Whiteford (Division 8, Region 4, Regional finals)

WHITEFORD COACH JASON MENSING

At Whiteford: 6th year (58-13, .817)

League championships: 2 (2016, 2017)

Playoff appearances: 6 (2012, 2013, 2014, 2015, 2016, 2017)

District championships: 4 (2013, 2015, 2016, 2017)

Regional championships: 2 (2015, 2016)

State finals appearances: 1 (2016, L-Muskegon Catholic Central)



Jason Mensing was named the Farm Bureau Insurance/Detroit Lions Prep Football Coach of the Week in September.

YEAR-BY-YEAR

YEAR	SCHOOL	W	L	NOTEWORTHY
2002	Addison	9	3	Lenawee County Coach of the Year
2003	Grayling	8	3	Michigan AP Class B Coach of the Year
2004	Owosso	3	6	
2005	Owosso	4	5	
2006	Owosso	1	8	
2007	Tecumseh	6	4	Lenawee County Coach of the Year
2008	Tecumseh	3	6	
2009	Tecumseh	2	7	
2010	Tecumseh	2	7	
2011	none			Assistant coach Siena Heights University
2012	Whiteford	8	2	Playoff qualifier
2013	Whiteford	9	3	District champions
2014	Whiteford	7	4	Playoff qualifier
2015	Whiteford	10	3	District, Regional champions, Division 8 semifinalist
2016	Whiteford	13	1	TCC champs, District, Regional champions; Division 8 state finalist
2017	Whiteford	11	0	TCC champs, Playoffs
	ALL	96	62	0.608 Overall winning percentage
	WHITEFORD	58	13	0.817 at Whiteford

COACH NOTEBOOK

- Jason is the second-winningest coach in Bobcat history with 58 wins, trailing only Jack Luettkie (157 wins in 29 seasons)
- His .814 winning percentage is the best in Whiteford history
- Jason is No. 8 on the all-time list of Tri-County Conference overall coaching victories (58) and second in winning percentage (.817). He's 10th in TCC wins (34) and 4th in win percentage (.811), counting league games only (34-8).
- Has a playoff record of 12-5, the second-most playoff wins of any TCC-coach and the second-most wins of any coach in Monroe County history behind Jack Giarmo (SMCC & Carlson).
- Whiteford has qualified for the state football playoffs for a school-record sixth straight year

WHITEFORD FOOTBALL

Friday, Aug. 25 • Week 1 • 7 p.m. • Whiteford at Blissfield

WHITEFORD WEEK **1** REVIEW



Whiteford
Blissfield

22 6 8 12 = 48
8 0 0 0 = 8



TEAM STATS

	Whiteford	Blissfield
Total offense	547	163
Plays	64	44
Yards per play	8.5	3.7
Passing yards	24	103
Completion-Attempts	2-7	6-20
Yards per pass	12.0	17.2
TDs-Int	0-1	0-2
Rushing yards	523	60
Rushing attempts	57	24
Yards per rush	9.2	2.5
Receiving	24	103
Penalties-yards	7-75	5-65
Turnovers	2	2
Fumbles-lost	1-1	0-0
Punting-Avg	0-0	5-27.4
Possession	27:06	20:54
First downs	26	10
3rd down conv.	9/15	4/11
4th down conv.	2/2	1/1

SCORING SUMMARY

FIRST QUARTER

W – Zach Bertz 44 run (Logan Murphy pass from Thomas Eitniece)

W – Hunter Lake 3 run (Bradyn Clark-Gilmore run)

B – Gavin Ganun 1 run (Josh Eisenmann pass from Ganun)

W – Thomas Eitniece 65 run (run failed)

SECOND QUARTER

W – Hunter Lake 23 run (run failed)

THIRD QUARTER

W – Zach Bertz 1 run (Hunter Lake pass from Thomas Eitniece)

FOURTH QUARTER

W – Bradyn Clark-Gilmore 3 run (run failed)

W – Nathan Bauman 6 run (kick failed)

POST-GAME NOTES

- Whiteford and Blissfield are now tied at 17 wins apiece in the 34-game series between the two schools.
- Whiteford holds a 15-11 advantage over Blissfield when the two teams play in the season opener.
- The Bobcats have now won six straight games over the Royals, the longest streak for either school in the series.
- Whiteford's 40-point win was the largest margin of victory for either team in series history. The previous high for Whiteford was a 36-point win (49-13) in 1986. Blissfield's largest win over Whiteford was 37 points in 2009 (58-21).

PLAYER STATS

PASSING

Whiteford	Comp	Att	Yds	TD	Int
Thomas Eitniece	2	7	24	0	1
Blissfield	Comp	Att	Yds	TD	Int
Gavin Ganun	6	20	103	0	2

RUSHING

Whiteford	Att	Yards	Avg	TD
Logan Murphy	19	186	9.8	0
Thomas Eitniece	10	146	14.6	1
Hunter Lake	10	79	7.9	2
Zach Bertz	8	67	8.4	2
Nathan Bauman	4	27	6.8	1
Bradyn Clark-Gilmore	4	11	2.8	1
Ty Eitniece	2	7	3.5	0
Blissfield	Att	Yards	Avg	TD
Jack Willson	5	22	4.4	0
Devon Slusher	4	18	4.5	0
Jacob Spano	7	9	1.3	0
Gavin Ganun	5	6	1.2	1
Lucas Coopshaw	2	4	2.0	0
Andrew O'Brien	1	1	1.0	0

RECEIVING

Whiteford	Rec	Yards	Avg	TD
Hunter Lake	2	24	12.0	0
Blissfield	Rec	Yards	Avg	TD
Josh Eisenmann	2	43	21.5	0
Spencer Kleparek	1	35	35.0	0
Devon Slusher	3	25	8.3	0

DEFENSE

Whiteford	Solo	Ast	T
Hunter Lake	4	3	7
Zach Bertz	4	1	5
Deshaun Williams	3	2	5
Abba Risley	2	3	5
Jarret Atherton	1	2	3
Ethan Inman	1	2	3
Eli Shelton	0	3	3
Jordan Book	2	0	2
Logan Murphy	1	1	2
Matthew Taylor	1	1	2
Alex Bahls	1	1	2
Cole Borowicz	1	1	2
Ty Eitniece	0	2	2
Nathan Bauman	1	0	1
Cody Westfall	0	2	2
Jack Garrison	0	1	1
Bryce Wing	0	1	1

Other Defense

Sacks: None

Tackles for loss: Deshaun Williams 2, Jordan Book 1, Jarret Atherton .5, Ethan Inman .5

Interceptions: Hunter Lake, Ty Eitniece

WHITEFORD FOOTBALL

Thursday, Aug. 31 • Week 2 • 7 p.m. • Detroit Community at Whiteford

WHITEFORD WEEK 2 REVIEW



Detroit Community
Whiteford

0 0 16 0 = 16
22 20 6 0 = 48



TEAM STATS

	Whiteford	DC
Total offense	311	168
Plays	36	37
Yards per play	8.6	4.5
Passing yards	51	148
Completion-Attempts	3-5	5-15
Yards per pass	17.0	29.6
TDs-Int	0-1	2-2
Rushing yards	260	20
Rushing attempts	31	22
Yards per rush	8.4	0.9
Receiving	51	148
Penalties-yards	3-40	6-40
Turnovers	2	4
Fumbles-lost	3-1	2-2
Punting-Avg	1-38.0	0-0.0
Possession	23:51	24:09
First downs	19	6
3rd down conv.	1/4	3/9
4th down conv.	1/1	1/4

POST-GAME NOTES

- Whiteford coach Jason Mensing is 12-0 in non-conference regular season games since becoming head coach of the Bobcats.
- Whiteford's 11-game regular season winning streak is the longest for Whiteford since its 23-game win streak from 1963 to 1966.
- In two seasons, Whiteford has outscored Detroit Community 108-36. Whiteford leads the all-time series, 2-0.
- Summerfield – Whiteford's next opponent – is the only other Tri-County Conference team besides Whiteford to start the season 2-0.

PLAYER STATS

PASSING

Whiteford	Comp	Att	Yds	TD	Int
Thomas Eitnrear	3	5	51	0	1
Community	Comp	Att	Yds	TD	Int
Kenneth Thornton III	2	6	97	1	0
Melike Moore	3	9	51	1	2

RUSHING

Whiteford	Att	Yards	Avg	TD
Logan Murphy	8	85	10.6	1
Thomas Eitnrear	6	54	9.0	2
Zach Bertz	3	36	12.0	1
Nathan Bauman	4	32	8.0	1
Hunter Lake	5	27	5.4	1
Brady Clark-Gilmore	1	17	17.0	0
Ty Eitnrear	3	6	2.0	1
Caleb Williams	1	3	3.0	0
Community	Att	Yards	Avg	TD
Rayvon Williamson	13	27	2.1	0
Kenneth Thornton III	1	3	3.0	0
Tyrese Allen	1	1	1.0	0
D'Vonte Fairley	1	0	0.0	0
Melike Moore	6	-11	-1.8	0

RECEIVING

Whiteford	Rec	Yards	Avg	TD
Brady Clark-Gilmore	2	37	18.5	0
Hunter Lake	1	14	14.0	0
Community	Rec	Yards	Avg	TD
Daron Davis	2	76	38.0	1
Rayvon Williamson	1	60	60.0	1
Tyrese Allen	1	11	11.0	0
Kenneth Thornton III	1	1	1.0	0

DEFENSE

Whiteford	Solo	Ast	T
Eli Shelton	3	3	6.0
Cody Westfall	3	2	5.0
Abba Risley	2	2	4.0
Hunter Lake	2	1	3.0
Zach Bertz	2	0	2.0
Nathan Bauman	1	2	3.0
Ty Eitnrear	2	0	2.0
Jarret Atherton	1	1	2.0
Bryce Wing	0	3	3.0
Ethan Inman	1	0	1.0
Brady Clark-Gilmore	1	0	1.0
Jack Garrison	1	0	1.0
Cole Borowicz	0	1	1.0
Jordan Book	0	1	1.0
Alex Bahls	0	1	1.0
Ian Slick	0	1	1.0

Other Defense

Sacks: Eli Shelton 1
Tackles for loss: Eli Shelton 2.5, Cody Westfall 1, Hunter Lake 1
Interceptions: Ty Eitnrear 2

SCORING SUMMARY

FIRST QUARTER

W – Logan Murphy 1 run (Zach Bertz run), 10:52
 W - Thomas Eitnrear 7 run (pass failed), 8:46
 W - Thomas Eitnrear 20 run (Hunter Lake run), 6:10

SECOND QUARTER

W – Zach Bertz 15 run (Logan Murphy run), 11:53
 W - Hunter Lake 1 run (kick failed), 8:30
 W - Nathan Bauman 13 run (kick failed), 3:19

THIRD QUARTER

C - Daron Davis 39 pass from Melike Moore (Rayvon Williamson run), 8:51
 W - Ty Eitnrear 14 run (run failed), 5:30

FOURTH QUARTER

C - Williamson 60 pass from Kenneth Thornton III (Tyrese Allen run), 4:14

WHITEFORD FOOTBALL


Friday, Sept. 8 • Week 3 • 7 p.m. • Summerfield at Whiteford

WHITEFORD WEEK 3 REVIEW



Summerfield
Whiteford

0 6 0 0 = 6
14 28 6 6 = 54



TEAM STATS

	Whiteford	Sum
Total offense	542	206
Plays	44	37
Yards per play	12.3	5.6
Passing yards	82	156
Completion-Attempts	5-6	7-15
Yards per pass	22.3	16.4
TDs-Int	2-0	1-0
Rushing yards	460	50
Rushing attempts	38	22
Yards per rush	12.1	2.3
Receiving	82	156
Penalties-yards	1-5	3-25
Turnovers	0	1
Fumbles-lost	0-0	2-1
Punting-Avg	0-0.0	3-26.0
Possession	22:00	28:40
First downs	21	6
3rd down conv.	6/7	0/8
4th down conv.	1/1	1/5

POST-GAME NOTES

- The 54 points scored by Whiteford is the most scored by the Bobcats in its series vs. Summerfield since 2003 (61 points) and the largest margin of win over the Bulldogs since 1968 (76-0).
- The win was No. 50 for Whiteford coach Jason Mensing at Whiteford (50-13).
- Thomas Eitniet has 26 career touchdown passes. The career record at Whiteford is 28 by Gabe LaRoy.
- In addition to his 50+ yard touchdown runs Friday against Summerfield, Logan Murphy also had a 90-yard run against Blissfield, giving him four rushes of more than 50 yards this season.

PLAYER STATS

PASSING

Whiteford	Comp	Att	Yds	TD	Int
Thomas Eitniet	5	6	82	2	0
Summerfield	Comp	Att	Yds	TD	Int
Brenden Zeipeks	7	15	156	1	0

RUSHING

Whiteford	Att	Yards	Avg	TD
Logan Murphy	7	212	30.0	3
Bradyn Clark-Gilmore	8	101	12.6	1
Zach Bertz	5	58	11.6	3
Hunter Lake	8	42	5.3	0
Nathan Bauman	3	15	5.0	0
Ty Eitniet	2	11	5.5	0
Thomas Eitniet	2	11	5.5	0
Caleb Williams	2	9	4.5	0
Abba Risley	1	1	1.0	0
Summerfield	Att	Yards	Avg	TD
Noah Cunningham	1	26	26.0	0
Andrew Bucher	4	10	2.5	0
Chris Bucher	6	9	1.5	0
Brenden Zeipeks	6	3	0.5	0
Jacob Heisler	1	1	1.0	0
Bryce Smith	4	1	0.3	0

RECEIVING

Whiteford	Rec	Yards	Avg	TD
Hunter Lake	2	43	21.5	2
Nathan Bauman	1	15	15.0	0
Logan Murphy	1	13	13.0	0
Jared Bronikowski	1	11	11.0	0
Summerfield	Rec	Yards	Avg	TD
Noah Cunningham	5	135	27.0	1
Chris Bucher	1	12	12.0	0
Jacob Heisler	1	9	9.0	0

DEFENSE

Whiteford	Solo	Ast	T
Abba Risley	5	5	10
Zach Bertz	2	4	6
Bradyn Clark-Gilmore	4	0	4
Ty Eitniet	2	2	4
Eli Shelton	1	4	5
Logan Murphy	2	1	3
Matthew Taylor	0	3	3
Ethan Inman	1	1	3
Dashaun Williams	1	1	2
Hunter Lake	1	0	1
Jarret Atherton	0	1	1
Jack Garrison	0	1	1
Nicholas Donnelly	0	1	1

Other Defense

Sacks: Logan Murphy (.5), Matthew Taylor (.5)

Tackles for loss: Zach Bertz (1), Logan Murphy (1.5), Matthew Taylor (1.0), Jack Garrison (.5), Nicholas Donnelly (.5), Eli Shelton (.5)

Interceptions: None

SCORING SUMMARY

FIRST QUARTER

W – Logan Murphy 73 run (Zach Bertz run), 9:38

W – Hunter Lake 26 pass from Thomas Eitniet (run failed), 1:25

SECOND QUARTER

S – Noah Cunningham 24 pass from Brenden Zeipeks (pass failed), 10:10

W – Hunter Lake 17 pass from Eitniet (run failed), 6:40

W – Bradyn Clark-Gilmore 52 run (pass failed), 4:40

W – Logan Murphy 50 run (Matthew Taylor pass from Thomas Eitniet), 2:40

W – Logan Murphy 66 run (Logan Murphy run), :00

THIRD QUARTER

W – Zach Bertz 3 run (kick failed)

FOURTH QUARTER

W – Zach Bertz 20 run (kick failed), 4:11

WHITEFORD FOOTBALL

Friday, Sept. 15 • Week 4 • 7 p.m. • Whiteford at Whitmore Lake

WHITEFORD WEEK 4 REVIEW



Whitmore Lake
Whiteford

0 16 0 6 = 22
32 12 8 12 = 64



TEAM STATS

	Whiteford	WL
Total offense	453	186
Plays	36	56
Yards per play	12.6	3.3
Passing yards	145	80
Completion-Attempts	6-7	9-13
Yards per pass	24.2	8.9
TDs-Int	2-0	2-0
Rushing yards	308	106
Rushing attempts	29	43
Yards per rush	10.6	2.5
Receiving	145	80
Penalties-yards	4-40	0-0
Turnovers	0	0
Fumbles-lost	0-0	4-0
Punting-Avg	0-0	1-29.0
Possession	13:22	34:38
First downs	21	18
3rd down conv.	2/2	4/11
4th down conv.	0/0	2/5

POST-GAME NOTES

- When Thomas Eitnietar threw a touchdown pass in the first quarter against Whitmore Lake to his brother, Ty Eitnietar, the duo became just the third brother combination in Whiteford history to team up on a touchdown pass (Doug Herman to Red Herman, 1968; Joe Gust to Jake Gust, 2002).
- Thomas Eitnietar now has 28 career touchdown passes, tying him with Gabe LaRoy for the career lead in Whiteford touchdown passes.
- The 86 points combined is tied for the third-highest point total in Whiteford history (The record is 100).
- Whitmore Lake punted once for 29 yards. The Bobcats have yet to return a punt this season.

PLAYER STATS

PASSING

Whiteford	Comp	Att	Yds	TD	Int
Thomas Eitnietar	6	7	145	2	0
Whitmore Lake	Comp	Att	Yds	TD	Int
Bryan Pasciak	9	13	80	2	0

RUSHING

Whiteford	Att	Yards	Avg	TD
Logan Murphy	6	134	22.3	3
Thomas Eitnietar	6	56	9.3	1
Zach Bertz	6	47	7.8	2
Nathan Bauman	5	37	7.4	1
Ty Eitnietar	3	26	8.7	0
Caleb Williams	3	8	2.7	0
Whitmore Lake	Att	Yards	Avg	TD
Evan Romeo	17	54	3.2	0
Steven Leach	9	42	4.7	0
Izaak Angel	8	13	1.6	0
Zachary Brady	1	2	2.0	0
Evan Vaughan	2	1	0.5	0
Bryan Pasciak	6	-6	-1.0	0

RECEIVING

Whiteford	Rec	Yards	Avg	TD
Bradyn Clark-Gilmore	4	89	22.3	1
Ty Eitnietar	2	56	28.0	1
Whitmore Lake	Rec	Yards	Avg	TD
Kyle Watts	2	26	13.0	0
Luke Burkhardt	4	24	6.0	2
Izaak Angel	2	21	10.5	0
Steven Leach	1	9	9.0	0

DEFENSE

Whiteford	Solo	Ast	T
Eli Shelton	4	4	8
Cody Westfall	4	3	7
Abba Risley	3	4	7
Ty Eitnietar	3	3	6
Bradyn Clark-Gilmore	1	6	7
Zach Bertz	2	3	5
Jack Garrison	2	3	5
Nathan Bauman	2	2	4
Bryce Wing	2	2	4
Logan Murphy	2	1	3
Alex Bahls	2	1	3
Deshaun Williams	1	2	3
Ethan Inman	1	1	2
Jacob Brenke	0	3	3
Matthew Taylor	1	0	1
Ian Slick	1	0	1
Nicholas Donnelly	1	0	1
Jared Bronikowski	1	0	1
Lucas Teszner	0	1	1
Cole B orowicz	0	1	1

Other Defense

Sacks: Jack Garrison 1.5, Ethan Inman .5
Tackles for loss: Eli Shelton 2, Abba Risley 1, Ty Eitnietar .5, Jack Garrison 1.5, Logan Murphy 2.5, Alex Bahls 1, Deshaun Williams 1.5, Ethan Inman .5, Jacob Brenke .5

SCORING SUMMARY

FIRST QUARTER

W – Logan Murphy 51 run (Logan Murphy run), 11:16
 W – Ty Eitnietar 42 pass from Thomas Eitnietar (Zach Bertz run), 8:41
 W – Logan Murphy 17 run (Ty Eitnietar pass from Thomas Eitnietar), 8:03
 W – Thomas Eitnietar 13 run (Bradyn Clark-Gilmore pass from Thomas Eitnietar), 3:32

SECOND QUARTER

WL – Luke Burkhardt 10 pass from Bryan Pasciak (Bryan Pasciak run), 11:18
 W – Zach Bertz 1 run (kick failed), 10:07
 WL – Luke Burkhardt 2 pass from Bryan Pasciak (Kyle Watts pass from Bryan Pasciak), 2:10
 W – Bradyn Clark-Gilmore 13 pass from Thomas Eitnietar (kick failed), :47

THIRD QUARTER

W – Nathan Bauman 3 run (Zach Bertz run), 7:10

FOURTH QUARTER

W – Zach Bertz 23 run (kick failed), 11:51
 WL – Steven Leach 19 run (run failed), 6:39
 W – Logan Murphy 37 run (kick failed), 2:55

WHITEFORD FOOTBALL

Friday, Sept. 22 • Week 5 • 7 p.m. • Madison at Whiteford

WHITEFORD WEEK 5 REVIEW



Madison
Whiteford

0 0 0 0 = 0
32 21 7 7 = 67



TEAM STATS

	Madison	Whiteford
Total offense	113	515
Plays	35	37
Yards per play	3.2	13.9
Passing yards	27	158
Completion-Attempts	4-8	3-4
Yards per pass	6.8	52.7
TDs-Int	0-0	3-0
Rushing yards	86	357
Rushing attempts	27	33
Yards per rush	3.2	10.8
Receiving	27	158
Penalties-yards	3-40	4-45
Turnovers	1	0
Fumbles-lost	2-1	1-0
Punting-Avg	4-33.0	0-0.0
Possession	26:47	21:13
First downs	6	21
3rd down conv.	0/8	3/3
4th down conv.	0/3	0/0

POST-GAME NOTES

- The 67 points scored are the third-most in Whiteford history and most scored by the Bobcats since they set the school scoring record by scoring 76 points vs. Summerfield in 1968. The second-most points in a game for Whiteford was a 68-point effort against Deerfield in 1964.
- Whiteford is averaging 56.6 points per game through five games.
- Nathan Bauman kicked three extra points for the Bobcats, the first three successful extra-point kicks of the season.
- Whiteford has scored 131 points in the last two weeks, the most points ever scored by the Bobcats in successive weeks.
- Thomas Eitniece has now accounted for 31 touchdown passes and 21 touchdown runs in his career, a total of 52 touchdowns.

PLAYER STATS

PASSING

Whiteford	Comp	Att	Yds	TD	Int
Thomas Eitniece	3	4	158	3	0
Madison	Comp	Att	Yds	TD	Int
Max Brant	4	8	27	0	0

RUSHING

Whiteford	Att	Yards	Avg	TD
Nathan Bauman	8	96	12.0	0
Logan Murphy	7	79	11.3	1
Thomas Eitniece	7	73	14.6	2
Ty Eitniece	7	72	10.3	1
Jack Garrison	3	23	7.7	1
Zach Bertz	2	11	5.5	1
Abba Risley	1	3	3.0	0
Madison	Att	Yards	Avg	TD
Kenny Cable	8	61	7.6	0
Benny Casanova	5	25	5.0	0
Derek Allen	1	13	13.0	0
Max Brant	8	-8	-1.0	0
Keegen Miller	5	-5	-1.0	0

RECEIVING

Whiteford	Rec	Yards	Avg	TD
Brady Clark-Gilmore	2	102	51.5	2
Zach Bertz	1	56	56.0	1
Madison	Rec	Yards	Avg	TD
Derek Allen	1	21	21.0	0
Hayden VanValkenburg	3	6	2.0	0

DEFENSE

Whiteford	Solo	Ast	T
Eli Shelton	5	7	12
Abba Risley	5	3	8
Jack Garrison	2	5	7
Brady Clark-Gilmore	3	2	5
Alex Bahls	2	1	3
Bryce Wing	2	0	2
Logan Murphy	1	1	2
Zach Bertz	0	2	2
Nicholas Donnelly	1	1	2
Cole Borowicz	0	2	2
Ethan Inman	1	0	1
Jarret Atherton	1	0	1
Ian Slick	1	0	1
Ty Eitniece	0	1	1
Matthew Taylor	0	1	1
Lucas Teszner	0	1	1
Deshaun Williams	0	1	1

Other Defense

Sacks: Abba Risley, Logan Murphy
Tackles for loss: Eli Shelton 3, Abba Risley 1, Alex Bahls 1.5, Ethan Inman 1, Cole Borowicz .5, Lucas Teszner .5, Nicholas Donnelly .5, Deshaun Williams .5

SCORING SUMMARY

FIRST QUARTER

W – Brady Clark-Gilmore 61 pass from Thomas Eitniece (Thomas Eitniece run), 11:45

W – Clark-Gilmore 41 pass from Thomas Eitniece (Logan Murphy run), 7:05

W – Thomas Eitniece 16 run (Thomas Eitniece run), 6:49

W – Thomas Eitniece 13 run (Zach Bertz run), 2:33

SECOND QUARTER

W – Zach Bertz 56 pass from Thomas Eitniece (Matthew Taylor pass from Thomas Eitniece), 11:10

W – Ty Eitniece 59 run (kick failed), 7:18

W – Logan Murphy 17 run (Nathan Bauman kick), 2:28

THIRD QUARTER

W – Zach Bertz 5 run (Nathan Bauman kick), 2:44

FOURTH QUARTER

W – Jack Garrison 9 run (Nathan Bauman kick), 1:42

WHITEFORD FOOTBALL

Friday, Sept. 29 • Week 6 • 7 p.m. • Whiteford at Morenci

WHITEFORD WEEK 6 REVIEW



Whiteford
Morenci

22 16 13 0 = 51
0 0 8 0 = 8



TEAM STATS

	Whiteford	Mor
Total offense	479	212
Plays	48	33
Yards per play	10.0	6.4
Passing yards	107	16
Completion-Attempts	4-4	1-5
Yards per pass	26.8	16.0
TDs-Int	0-0	0-0
Rushing yards	372	196
Rushing attempts	44	28
Yards per rush	8.5	7.0
Receiving	107	16
Penalties-yards	7-70	6-55
Turnovers	1	3
Fumbles-lost	1-1	3-3
Punting-Avg	0-0.0	3-7.3
Possession	28:38	19:22
First downs	21	7
3rd down conv.	7/9	1/6
4th down conv.	1/1	1/3

POST-GAME NOTES

- With the win, Whiteford qualified for the state playoffs for the sixth consecutive season, a school record and one shy of the TCC record.
- Thomas Eitnrear is now 29-4 as a starting quarterback at Whiteford, holding the record for starts as a QB, consecutive starts and victories
- Whiteford converted one fourth-down conversion in the game, making the Bobcats 5-for-5 this season on fourth-down attempts.
- The 51 points are the most points Whiteford has ever scored in a game against Morenci. The previous high was

PLAYER STATS

PASSING

Whiteford	Comp	Att	Yds	TD	Int
Thomas Eitnrear	4	4	107	0	0
Morenci	Comp	Att	Yds	TD	Int
Harley McCaskey	1	5	16	0	0

RUSHING

Whiteford	Att	Yards	Avg	TD
Logan Murphy	14	127	9.1	4
Thomas Eitnrear	4	69	17.3	2
Ty Eitnrear	8	66	8.3	0
Nathan Bauman	8	51	6.4	0
Zach Bertz	8	47	5.9	1
Jack Garrison	2	12	6.0	0
Morenci	Att	Yards	Avg	TD
Luke Grieder	6	88	14.7	1
Dylan Amos	10	73	7.3	0
Collyn Nolan	6	26	4.3	0
Harley McCaskey	4	5	1.3	0
Cam Miller	2	4	2.0	0

RECEIVING

Whiteford	Rec	Yards	Avg	TD
Nathan Bauman	1	55	55.0	0
Bradyn Clark-Gilmore	3	52	17.3	0
Morenci	Rec	Yards	Avg	TD
Chase VanBrandt	1	16	16.0	0

DEFENSE

Whiteford	Solo	Ass	T
Abba Risley	3	5	8
Eli Shelton	1	5	6
Logan Murphy	1	4	5
Jack Garrison	0	5	5
Ethan Inman	1	3	4
Nicholas Donnelly	0	4	4
Ty Eitnrear	2	0	2
Deshaun Williams	2	0	2
Bryce Wing	1	1	2
Zach Bertz	0	2	2
Alex Bahls	0	2	2
Bradyn Clark-Gilmore	0	2	2
Matthew Taylor	0	2	2
Colo Borowicz	1	0	1
Jacob Brenke	0	1	1

Other Defense

Sacks: Logan Murphy 0.5, Ethan Inman 0.5,
Tackles for loss: Abba Risley 2, Logan Murphy 0.5, Ethan Inman 0.5, Deshaun Williams 1,
Interceptions: None

SCORING SUMMARY

FIRST QUARTER

W – Logan Murphy 67 run (Nathan Bauman run), 10:36, 1st

W – Thomas Eitnrear 4 run (Logan Murphy run), 2:46, 1st

W – Thomas Eitnrear 53 run (run failed), :42, 1st

SECOND QUARTER

W – Logan Murphy 2 run (Logan Murphy run), 4:09, 2nd

W – Safety, Morenci punter tackled in the end zone, 2:22, 2nd

W – Logan Murphy 5 run (pass failed), 1:07, 2nd

THIRD QUARTER

W – Zach Bertz 12 run (kick failed), 7:57, 3rd

M – Luke Grieder 70 run (Harley McCaskey run), 5:41, 3rd

W – Logan Murphy 8 run (Nathan Bauman kick), 1:51, 3rd

WHITEFORD FOOTBALL


Friday, Oct. 6 • Week 7 • 7 p.m. • Sand Creek at Whiteford

WHITEFORD WEEK 7 REVIEW



Sand Creek
Whiteford

7 7 0 0 = 14
6 24 16 7 = 53



TEAM STATS

	SC	Whiteford
Total offense	261	466
Plays	46	55
Yards per play	5.7	8.5
Passing yards	36	136
Completion-Attempts	3-7	4-6
Yards per pass	12.0	34.0
TDs-Int	0-0	2-1
Rushing yards	225	330
Rushing attempts	39	49
Yards per rush	5.8	6.7
Receiving	36	136
Penalties-yards	7-50	6-45
Turnovers	1	3
Fumbles-lost	2-1	2-2
Punting-Avg	2-16.0	0-0.0
Possession	22:13	25:33
First downs	13	24
3rd down conv.	4/13	7/10
4th down conv.	0/3	2/2

SCORING SUMMARY

FIRST QUARTER

SC – Carson Scroggie 15 run (Travis Carson kick), 7:35

W – Thomas Eitniece 9 run (pass failed), :37

SECOND QUARTER

W – Bradyn Clark-Gilmore 12 pass from Thomas Eitniece (Logan Murphy run), 11:09

SC – Alec Muck 43 run (Travis Carson kick), 8:41

W – Thomas Eitniece 28 run (Logan Murphy run), 6:57

W – Logan Murphy 1 run (Bradyn Clark-Gilmore pass from Thomas Eitniece), :30

THIRD QUARTER

W – Zach Bertz 20 run (Nathan Bauman run), 4:55

W – Bradyn Clark-Gilmore 91 pass from Thomas Eitniece (Bradyn Clark-Gilmore pass from Thomas Eitniece), :18

FOURTH QUARTER

W – Zach Bertz 12 run (Nathan Bauman kick), :46

POST-GAME NOTES

- By scoring 53 points, the Bobcats went over the 50-point mark for the fifth consecutive game for the first time in team history.
- Bradyn Clark-Gilmore's 91-yard touchdown reception was the second-longest of Thomas Eitniece's career. He threw a 96-yard scoring strike to Jesse Kiefer in the 2015 playoffs (vs. Climax-Scotts).
- Whiteford converted two fourth-down conversions to remain perfect on fourth-down conversions on the season.
- Whiteford can clinch a share of the Tri-County Conference title next week in its game against Clinton.

PLAYER STATS

PASSING

Whiteford	Comp	Att	Yds	TD	Int
Thomas Eitniece	4	6	136	2	1
Sand Creek	Comp	Att	Yds	TD	Int
Dalton Knapp	3	7	36	0	0

RUSHING

Whiteford	Att	Yards	Avg	TD
Thomas Eitniece	10	107	10.7	2
Logan Murphy	13	82	6.3	1
Zach Bertz	10	61	6.1	2
Nathan Bauman	12	59	4.9	0
Ty Eitniece	4	21	5.3	0
Sand Creek	Att	Yards	Avg	TD
Alec Muck	19	129	6.8	1
Payton Woodard	7	38	5.4	0
Carson Scroggie	6	35	5.8	1
William Alexander	3	33	11.0	0
Dalton Knapp	4	-10	-2.5	0

RECEIVING

Whiteford	Rec	Yards	Avg	TD
Bradyn Clark-Gilmore	3	127	42.3	2
Hunter Lake	1	9	9.0	0
Sand Creek	Rec	Yards	Avg	TD
William Alexander	1	15	15.0	0
Jonathon Shipman	1	11	11.0	0
Alec Muck	1	10	10.0	0

DEFENSE

Whiteford	Solo	Ast	T
Abba Risley	3	5	8
Zach Bertz	6	0	6
Jarret Atherton	3	2	5
Eli Shelton	2	3	5
Deshaun Williams	1	4	5
Matthew Taylor	0	5	5
Ethan Inman	2	2	4
Logan Murphy	4	0	4
Bradyn Clark-Gilmore	1	2	3
Hunter Lake	1	1	2
Cole Borowicz	1	1	2
Ty Eitniece	0	2	2
Jack Garrison	0	2	2
Ian Slick	0	1	1
Jordan Book	0	1	1
Nathan Bauman	0	1	1
Nicholas Donnelly	0	1	1

Other Defense

Sacks: Jarret Atherton 1, Ethan Inman 1

Tackles for loss: Logan Murphy 1, Jarret Atherton 1, Ethan Inman 3, Deshaun Williams 1, Bradyn Clark-Gilmore 1, Jack Garrison 1

Interceptions: None

WHITEFORD FOOTBALL


Friday, Oct. 13 • Week 8 • 7 p.m. • Whiteford at Clinton

WHITEFORD WEEK 8 REVIEW



Whiteford
Clinton

12 16 24 0 = 52
7 0 14 0 = 21



TEAM STATS

	Whiteford	Clinton
Total offense	406	158
Plays	66	44
Yards per play	6.2	3.6
Passing yards	54	124
Completion-Attempts	4-6	10-25
Yards per pass	13.5	12.4
TDs-Int	1-0	3-2
Rushing yards	352	34
Rushing attempts	60	19
Yards per rush	5.9	1.8
Receiving	54	124
Penalties-yards	6-80	2-10
Turnovers	0	2
Fumbles-lost	1-0	1-0
Punting-Avg	0-0.0	1-7.0
Possession	32:27	15:33
First downs	29	12
3rd down conv.	6/12	2/10
4th down conv.	5/5	2/4

POST-GAME NOTES

- Whiteford won for the first time ever at Clinton
- The 52 points scored by Whiteford are the most points ever scored against Clinton in a Tri-County Conference game
- With 54 passing yards, Thomas Eitnrear passed Gabe LaRoy for most career passing yards by a Whiteford quarterback. He stands at 2,857 career passing yards.
- Zach Bertz scored a touchdown in his 8th consecutive game – the only Bobcat to score a TD in every game this season
- Whiteford reached 50 points for the sixth consecutive game

PLAYER STATS

PASSING

Whiteford	Comp	Att	Yds	TD	Int
Thomas Eitnrear	4	6	54	1	0
Clinton	Comp	Att	Yds	TD	Int
Clark Nelson	10	25	124	3	2

RUSHING

Whiteford	Att	Yards	Avg	TD
Logan Murphy	21	150	7.1	4
Zach Bertz	19	97	5.1	1
Thomas Eitnrear	11	51	4.6	0
Nathan Bauman	6	43	7.2	0
Hunter Lake	1	8	8.0	0
Ty Eitnrear	2	3	1.5	0
Clinton	Att	Yards	Avg	TD
Clayton Langer-Freeman	10	26	2.6	0
Noah Comar	4	10	2.5	0
Eathan Hicks	1	9	9.0	0
Trevor Underwood	1	1	1.0	0
Clark Nelson	3	-12	-4.0	0

RECEIVING

Whiteford	Rec	Yards	Avg	TD
Bradyn Clark-Gilmore	2	31	15.5	1
Matthew Taylor	1	17	17.0	0
Hunter Lake	1	6	6.0	0
Clinton	Rec	Yards	Avg	TD
Michael Sprau	4	49	12.3	2
Robert Campbell	2	34	17.0	1
Noah Comar	3	21	7.0	0
Riley Jeffrey	1	20	20.0	0

DEFENSE

Whiteford	Solo	Ast	T
Eli Shelton	6	2	8
Abba Risley	5	2	7
Matthew Taylor	3	0	3
Ethan Inman	2	1	3
Logan Murphy	2	0	2
Hunter Lake	1	2	3
Ty Eitnrear	1	1	2
Zach Bertz	1	1	2
Bradyn Gilmore	1	1	2
Bryce Wing	1	0	1
Nathan Bauman	0	1	1
Alex Kohler	0	1	1
Lucas Teznar	0	1	1
Jarret Atherton	0	1	1
Ian Slick	0	1	1
Deshaun Williams	0	1	1

Other Defense

Sacks: Eli Shelton 2

Tackles for loss: Eli Shelton 3

Interceptions: Hunter Lake, Ty Eitnrear

SCORING SUMMARY

FIRST QUARTER

W – Logan Murphy 5 run (run failed), 6:33

C – Michael Sprau 21 pass from Clark Nelson (Anton Ellerman kick), 6:18

W – Ty Eitnrear 85 kickoff return (pass failed), 6:05

SECOND QUARTER

W – Zach Bertz 3 run (Zach Bertz pass from Thomas Eitnrear), 7:31

W – Logan Murphy 14 run (Matthew Taylor pass from Thomas Eitnrear), 2:38

THIRD QUARTER

W – Logan Murphy 6 run (Zach Bertz run)

C – Robert Campbell 17 pass from Clark Nelson (Anton Ellerman kick), 9:15

W – Logan Murphy 39 run (Zach Bertz run), 5:47

C – Michael Sprau 10 pass from Clark Nelson (Anton Ellerman kick), 4:31

W – Bradyn Clark-Gilmore 29 pass from Thomas Eitnrear (Logan Murphy run), 2:01

WHITEFORD FOOTBALL


Friday, Oct. 20 • Week 9 • 7 p.m. • Britton Deerfield at Whiteford

WHITEFORD WEEK 9 REVIEW



Britton Deerfield
Whiteford

0 0 0 0 = 0
24 14 6 7 = 51



TEAM STATS

	BD	Whiteford
Total offense	164	515
Plays	50	40
Yards per play	3.3	12.9
Passing yards	87	104
Completion-Attempts	9-29	3-5
Yards per pass	9.7	34.7
TDs-Int	0-2	2-0
Rushing yards	77	411
Rushing attempts	21	35
Yards per rush	3.7	11.7
Receiving	87	104
Penalties-yards	3-10	8-70
Turnovers	3	0
Fumbles-lost	2-1	1-0
Punting-Avg	0-0.0	0-0.0
Possession	30:43	17:17
First downs	9	23
3rd down conv.	2/9	3/4
4th down conv.	0/6	0/0

POST-GAME NOTES

- Whiteford completed its second consecutive 9-0 regular season for the first time since 1964-1965
- The Bobcats established new scoring records for the Tri-County Conference (392 points in seven league games) and for Monroe County (488 points during the regular season).
- Logan Murphy had his 10th career 100-yard game rushing
- Whiteford reached 50 points for the seventh consecutive game
- With the shutout, the Bobcats now have two shutouts in the same season for the first time since 2013.

PLAYER STATS

PASSING

Whiteford	Comp	Att	Yds	TD	Int
Thomas Eitnrear	3	4	104	2	0
Ty Eitnrear	0	1	0	0	0
BD	Comp	Att	Yds	TD	Int
Spencer Hoffman	9	26	87	0	2
Justis Kimerer	0	1	0	0	0
Aiden Nighswander	0	2	0	0	0

RUSHING

Whiteford	Att	Yards	Avg	TD
Logan Murphy	8	115	14.4	1
Thomas Eitnrear	6	59	9.8	1
Zach Bertz	4	48	12.0	1
Braedon Mills	2	45	22.5	1
Nathan Bauman	5	42	8.4	0
Deondre Shaw	4	37	9.3	0
Hunter Lake	2	27	13.5	0
Ty Eitnrear	3	26	8.7	1
Zach Renaud	1	12	12.0	0
BD	Att	Yards	Avg	TD
Gaige Suydam	1	26	26.0	0
Shane Meinert	5	14	2.8	0
Jacob Burke	7	9	1.3	0
Nick Thomas	1	9	9.0	0
Trevor Dusseau	1	6	6.0	0
Dillon Appleman	1	5	5.0	0
Justis Kimerer	1	5	5.0	0
Spencer Hoffman	4	3	0.8	0

Whiteford	Rec	Yards	Avg	TD
Brady Clark-Gilmore	2	89	44.5	2
Hunter Lake	1	15	15.0	0
BD	Rec	Yards	Avg	TD
Gaige Suydam	2	53	26.5	0
Shane Meinert	3	19	6.3	0
Zac Clark	2	9	4.5	0
Justis Kimerer	2	6	3.0	0

DEFENSE

Whiteford	Solo	Ast	T
Ethan Inman	3	2	5
Ty Eitnrear	2	3	5
Zach Bertz	3	1	4
Eli Shelton	2	2	4
Logan Murphy	2	0	2
Brady Clark-Gilmore	1	2	3
Cole Borowicz	0	4	4
Isian Shelton	1	2	3
Alex Kohler	1	1	2
Deshaun Williams	1	1	2
Abba Risley	0	3	3
Jack Garrison	0	3	3
Nicholas Donnelly	0	3	3
Jarret Atherton	1	0	1
Zach Renaud	1	0	1
Nick Merchant	1	0	1
Henry Zdybek	1	0	1
Hunter Lake	0	1	1
Matthew Taylor	0	1	1
Bryce Wing	0	1	1
Skyler Collins	0	1	1

Other Defense

Sacks: None
Tackles for loss: Ethan Inman 1.5, Zach Bertz 1, Eli Shelton .5
Interceptions: Ty Eitnrear, Zach Bertz

SCORING SUMMARY

FIRST QUARTER

W – Thomas Eitnrear 40 run (Zach Bertz run), 8:33
 W - Brady Clark-Gilmore 33 pass from Thomas Eitnrear (Logan Murphy run), 5:14
 W - Logan Murphy 46 run (Hunter Lake run), 1:17

SECOND QUARTER

W - Brady Clark-Gilmore 56 pass from Thomas Eitnrear (Logan Murphy run), 10:44
 W - Zach Bertz 15 run (pass failed), 1:56

THIRD QUARTER

W - Ty Eitnrear 6 run (run failed), 3:26

FOURTH QUARTER

W - Braedon Mills 8 run (Alex Kohler kick), 7:03

WHITEFORD FOOTBALL

Friday, Oct. 27 • Week 10 • 7 p.m. • Lenawee Christian at Whiteford

WHITEFORD WEEK 10 REVIEW



Lenawee Christian
Whiteford

0 0 6 0 = 6
24 29 8 0 = 61



TEAM STATS

	LCS	Whiteford
Total offense	63	593
Plays	36	50
Yards per play	1.8	11.9
Passing yards	66	76
Completion-Attempts	5-26	2-4
Yards per pass	13.2	38.0
TDs-Int	0-2	0-0
Rushing yards	-3	517
Rushing attempts	10	46
Yards per rush	3.7	11.7
Receiving	66	76
Penalties-yards	5-25	5-50
Turnovers	3	3
Fumbles-lost	2-1	6-3
Punting-Avg	7-33.1	0-0.0
Possession	21:30	26:18
First downs	4	30
3rd down conv.	2/10	3/5
4th down conv.	0/0	2/2

SCORING SUMMARY

FIRST QUARTER

W - Nathan Bauman 5 run (Logan Murphy run), 8:38
W - Nathan Bauman 2 run (Logan Murphy run), 3:34
W - Thomas Eitniece 61 run (Zach Bertz run), :37

SECOND QUARTER

W - Logan Murphy 39 run (Bradyn Clark-Gilmore pass from Thomas Eitniece), 8:28
W - Logan Murphy 15 run (Bradyn Clark-Gilmore pass from Thomas Eitniece), 6:35
W - Zach Bertz 7 run (pass failed), 2:45
W - Thomas Eitniece 1 run (Nathan Bauman kick), 1:17

THIRD QUARTER

LC - Mark Stroh 18 fumble recovery return (kick failed), 3:20
W - Ty Eitniece 37 run (Caleb Williams run), 1:50

POST-GAME NOTES

- Whiteford won its 10th game of the season for the third straight season, joining three SMCC teams (2003-2005, 2008-2010 and 2012-14) as the only schools in Monroe County history to win at least 10 games three years in a row.
- Thomas Eitniece passed the 2,000-yard mark in career rushing, 3,000-yard mark in career passing and the 5,000-yard mark in career total offense.
- Logan Murphy recorded his third consecutive 100-yard game and moved into the No. 4 spot on the all-time single season rushing list for the Bobcats.
- A 25-yard run on a 4th-and-5 play by Zach Renaud on Whiteford's final play of the game was the 14th consecutive fourth-down conversion by the Bobcats this season.

PLAYER STATS

PASSING

Whiteford	Comp	Att	Yds	TD	Int
Thomas Eitniece	3	4	104	2	0
Ty Eitniece	0	1	0	0	0
Lenawee Christian	Comp	Att	Yds	TD	Int
Adam Baker	5	25	66	0	2
Noah Willett	0	1	0	0	0

RUSHING

Whiteford	Att	Yards	Avg	TD
Logan Murphy	9	127	14.1	2
Thomas Eitniece	4	86	21.5	2
Zach Bertz	6	69	11.5	1
Nathan Bauman	8	61	7.6	2
Zach Renaud	5	48	9.6	0
Ty Eitniece	2	44	22.0	0
Hunter Lake	3	40	13.3	0
Deondre Shaw	3	33	11.0	0
Braedon Mills	3	8	2.7	0
Nick Merchant	3	1	0.3	0
Lenawee Christian	Att	Yards	Avg	TD
Mark Stroh	3	3	1.0	0
Landon Gallant	1	-2	-2.0	0
Adam Baker	6	-4	-0.7	0

RECEIVING

Whiteford	Rec	Yards	Avg	TD
Ty Eitniece	1	61	61.0	0
Hunter Lake	1	15	15.0	0
Lenawee Christian	Rec	Yards	Avg	TD
Trey Helinski	1	30	30.0	0
Hutson Hohlbein	1	16	16.0	0
Noah Willett	2	12	6.0	0
Kaleb Kline	1	8	8.0	0

DEFENSE

Whiteford	Solo	Ast	T
Zach Bertz	3	1	4
Jack Garrison	2	1	3
Cole Borowicz	2	1	3
DeShaun Williams	2	1	3
Hunter Lake	1	0	1
Bradyn Clark-Gilmore	1	0	1
Abba Risley	1	0	1
Matthew Taylor	1	0	1
Logan Murphy	0	1	1
Nicholas Donnelly	0	1	1
Ty Eitniece	0	1	1
Josh Hagan	0	1	1
Henry Zdybek	0	1	1
Other Defense			

Sacks: Deshaun Williams

Tackles for loss: Deshaun Williams 2, Matthew Taylor 1

Interceptions: Ty Eitniece, Zach Bertz

WHITEFORD FOOTBALL


Friday, Nov. 3 • Week 11 • 7 p.m. • Summerfield at Whiteford

WHITEFORD WEEK 11 REVIEW



Summerfield
Whiteford

6 8 6 0 = 20
0 16 14 6 = 36



TEAM STATS

	Summ	Whiteford
Total offense	298	364
Plays	48	42
Yards per play	6.2	8.7
Passing yards	47	68
Completion-Attempts	1-7	2-3
Yards per pass	47.0	34.0
TDs-Int	0-0	1-0
Rushing yards	41	296
Rushing attempts	251	39
Yards per rush	6.1	7.6
Receiving	47	68
Penalties-yards	7-45	7-70
Turnovers	0	1
Fumbles-lost	0-0	1-1
Punting-Avg	1-34.0	0-0.0
Possession	24:55	23:05
First downs	14	18
3rd down conv.	5/12	3/6
4th down conv.	2/6	3/3

SCORING SUMMARY

FIRST QUARTER

S - Chris Bucher 1 run (pass failed), 5:43, 1st

SECOND QUARTER

W - Zach Bertz 5 run (Hunter Lake run), 10:45, 2nd

S - Chris Bucher 6 run (Noah Cunningham pass from Brendan Zeipekis), 4:40, 2nd

W - Brayden Clark-Gilmore 43 pass from Thomas Eitnrear (Logan Murphy run), 3:54

THIRD QUARTER

W - Zach Bertz 14 run (run failed), 9:00

S - Chris Bucher 63 run (pass failed), 8:44

W - Zach Bertz 37 run (Zach Bertz run), 4:07

FOURTH QUARTER

W - Logan Murphy 12 run (run failed), 6:29

POST-GAME NOTES

- Bradyn Clark-Gilmore caught his ninth touchdown pass of the season, tying a single season Whiteford record held by Josh DuPree in 2007.
- Thomas Eitnrear went over the 1,000-yard mark for passing on the season, becoming the first Bobcat to do so three consecutive years.
- With its 34th win over the last three years, Whiteford tied SMCC's Monroe County Region record of 34 wins over a three-year span (34-7 from 2008-2010). The Bobcats are 34-4 in that span.
- Logan Murphy recorded his fourth consecutive 100-yard rushing game
- Zach Bertz scored at least one touchdown for his 11th consecutive game

PLAYER STATS

PASSING

Whiteford	Comp	Att	Yds	TD	Int
Thomas Eitnrear	2	3	68	1	0
Summerfield	Comp	Att	Yds	TD	Int
Brendan Zeipekis	1	7	47	0	0

RUSHING

Whiteford	Att	Yards	Avg	TD
Logan Murphy	16	112	7.0	1
Zach Bertz	5	68	13.6	3
Nathan Bauman	7	65	9.3	0
Thomas Eitnrear	9	47	5.2	0
Hunter Lake	2	4	2.0	0
Summerfield	Att	Yards	Avg	TD
Chris Bucher	31	218	7.0	3
Noah Cunningham	3	46	15.3	0
Bryce Smith	1	-2	-2.0	0
Brendan Zeipekis	6	-11	-1.8	0

RECEIVING

Whiteford	Rec	Yards	Avg	TD
Brayden Clark-Gilmore	1	43	43.0	1
Zach Bertz	1	25	25.0	0
Summerfield	Rec	Yards	Avg	TD
Chris Bucher	1	47	47.0	0

DEFENSE

Whiteford	Solo	Ast	T
Jarret Atherton	3	4	7
Eli Shelton	3	4	7
Jack Garrison	3	3	6
Ethan Inman	0	6	6
Matthew Taylor	2	3	5
Brayden Clark-Gilmore	2	3	5
DeShaun Williams	1	4	5
Logan Murphy	3	1	4
Zach Bertz	1	3	4
Abbhijit Rilesey	2	2	4
Ty Eitnrear	2	1	3
Alex Kohler	1	1	2
Ian Slick	0	2	2
Cole Borowicz	0	1	1
Hunter Lake	1	0	1

Other Defense

Sacks: Jack Garrison .5, Bradyn Clark-Gilmore 1, DeShaun Williams .5, Ethan Inman .5
Tackles for loss: Eli Shelton 1.5, Jack Garrison .5, Logan Murphy 1, Bradyn Clark-Gilmore 1.5, DeShaun Williams 2, Ethan Inman 1, Ty Eitnrear .5, Ian Slick 1
Interceptions: None

WHITEFORD FOOTBALL

Saturday, Nov. 11 • Week 12 • 1 p.m. • Everest Collegiate at Whiteford (Division 8, Region 4, Regional finals)

WHITEFORD GAME BY GAME SCORING SUMMARY

Whiteford 48, Blissfield 8

FIRST QUARTER

W – Zach Bertz 44 run (Logan Murphy pass from Thomas Eitnietar)
W – Hunter Lake 3 run (Brady Clark-Gilmore run)
W – Thomas Eitnietar 65 run (run failed)

SECOND QUARTER

W – Hunter Lake 23 run (run failed)

THIRD QUARTER

W – Zach Bertz 1 run (Lake pass from Eitnietar)

FOURTH QUARTER

W – Brady Clark-Gilmore 3 run (run failed)
W – Nathan Bauman 6 run (kick failed)

Whiteford 48, Community 16

FIRST QUARTER

W – Logan Murphy 1 run (Zach Bertz run), 10:52
W – Thomas Eitnietar 7 run (pass failed), 8:46
W – Thomas Eitnietar 20 run (Hunter Lake run), 6:10

SECOND QUARTER

W – Zach Bertz 15 run (Murphy run), 11:53
W – Hunter Lake 1 run (kick failed), 8:30
W – Nathan Bauman 13 run (kick failed), 3:19

THIRD QUARTER

W – Ty Eitnietar 14 run (run failed), 5:30

Whiteford 54, Summerfield 6

FIRST QUARTER

W – Logan Murphy 73 run (Zach Bertz run), 9:38
W – Hunter Lake 26 pass from Thomas Eitnietar (run failed), 1:25

SECOND QUARTER

W – Lake 17 pass from Eitnietar (run failed), 6:40
W – Brady Clark-Gilmore 52 run (pass failed), 4:40
W – Logan Murphy 50 run (Matthew Taylor pass from Thomas Eitnietar), 2:40
W – Logan Murphy 66 run (Logan Murphy run), :00

THIRD QUARTER

W – Zach Bertz 3 run (kick failed)

FOURTH QUARTER

W – Zach Bertz 20 run (kick failed), 4:11

Whiteford 64, Whitmore Lake 22

FIRST QUARTER

W – Logan Murphy 51 run (Logan Murphy run), 11:16
W – Ty Eitnietar 42 pass from Thomas Eitnietar (Zach Bertz run), 8:41
W – Logan Murphy 17 run (Ty Eitnietar pass from Thomas Eitnietar), 8:03
W – Thomas Eitnietar 13 run (Brady Clark-Gilmore pass from Thomas Eitnietar), 3:32

SECOND QUARTER

W – Zach Bertz 1 run (kick failed), 10:07
W – Brady Clark-Gilmore 13 pass from Thomas Eitnietar (kick failed), :47

THIRD QUARTER

W – Nathan Bauman 3 run (Zach Bertz run), 7:10

FOURTH QUARTER

W – Zach Bertz 23 run (kick failed), 11:51
W – Logan Murphy 37 run (kick failed), 2:55

Whiteford 67, Madison 0

FIRST QUARTER

W – Brady Clark-Gilmore 61 pass from Thomas Eitnietar (Thomas Eitnietar run), 11:45
W – Clark-Gilmore 41 pass from Thomas Eitnietar (Logan Murphy run), 7:05
W – Thomas Eitnietar 16 run (Thomas Eitnietar run), 6:49
W – Thomas Eitnietar 13 run (Zach Bertz run), 2:33

SECOND QUARTER

W – Zach Bertz 56 pass from Thomas Eitnietar (Matthew Taylor pass from Thomas Eitnietar), 11:10
W – Ty Eitnietar 59 run (kick failed), 7:18
W – Logan Murphy 17 run (Nathan Bauman kick), 2:28

THIRD QUARTER

W – Zach Bertz 5 run (Nathan Bauman kick), 2:44

FOURTH QUARTER

W – Jack Garrison 9 run (Nathan Bauman kick), 1:42

Whiteford 51, Morenci 8

FIRST QUARTER

W – Logan Murphy 67 run (Nathan Bauman run), 10:36
W – Thomas Eitnietar 4 run (Logan Murphy run), 2:46
W – Thomas Eitnietar 53 run (run failed), :42

SECOND QUARTER

W – Logan Murphy 2 run (Logan Murphy run), 4:09
W – Safety, Morenci punter tackled in the end zone, 2:22
W – Logan Murphy 5 run (pass failed), 1:07

THIRD QUARTER

W – Zach Bertz 12 run (kick failed), 7:57
W – Logan Murphy 8 run (Nathan Bauman kick), 1:51

Whiteford 53, Sand Creek 14

FIRST QUARTER

W – Thomas Eitnietar 9 run (pass failed), :37

SECOND QUARTER

W – Brady Clark-Gilmore 12 pass from Thomas Eitnietar (Logan Murphy run), 11:09
W – Thomas Eitnietar 28 run (Logan Murphy run), 6:57
W – Logan Murphy 1 run (Brady Clark-Gilmore pass from Thomas Eitnietar), :30

THIRD QUARTER

W – Zach Bertz 20 run (Nathan Bauman run), 4:55
W – Brady Clark-Gilmore 91 pass from Thomas Eitnietar (Brady Clark-Gilmore pass from Thomas Eitnietar), :18

FOURTH QUARTER

W – Zach Bertz 12 run (Nathan Bauman kick), :46

Whiteford 52, Clinton 21

FIRST QUARTER

W – Logan Murphy 5 run (run failed), 6:33
W – Ty Eitnietar 85 kickoff return (pass failed), 6:05

SECOND QUARTER

W – Zach Bertz 3 run (Zach Bertz pass from Thomas Eitnietar), 7:31
W – Logan Murphy 14 run (Matthew Taylor pass from Thomas Eitnietar), 2:38

THIRD QUARTER

W – Logan Murphy 6 run (Zach Bertz run)
W – Logan Murphy 39 run (Zach Bertz run), 5:47
W – Brady Clark-Gilmore 29 pass from Thomas Eitnietar (Logan Murphy run), 2:01

Whiteford 51, Britton Deerfield 0

FIRST QUARTER

W – Thomas Eitnietar 40 run (Zach Bertz run), 8:33
W – Brady Clark-Gilmore 33 pass from Thomas Eitnietar (Logan Murphy run), 5:14
W – Logan Murphy 46 run (Hunter Lake run), 1:17

SECOND QUARTER

W – Brady Clark-Gilmore 56 pass from Thomas Eitnietar (Logan Murphy run), 10:44
W – Zach Bertz 15 run (pass failed), 1:56

THIRD QUARTER

W – Ty Eitnietar 6 run (run failed), 3:26

FOURTH QUARTER

W – Braedon Mills 8 run (Alex Kohler kick), 7:03

DIVISION 8 PLAYOFFS

Whiteford 61, Lenawee Christian 6

FIRST QUARTER

W – Nathan Bauman 5 run (Logan Murphy run), 8:38
W – Nathan Bauman 2 run (Logan Murphy run), 3:34
W – Thomas Eitnietar 61 run (Zach Bertz run), :37

SECOND QUARTER

W – Logan Murphy 39 run (Brady Clark-Gilmore pass from Thomas Eitnietar), 8:28
W – Logan Murphy 15 run (Brady Clark-Gilmore pass from Thomas Eitnietar), 6:35
W – Zach Bertz 7 run (pass failed), 2:45
W – Thomas Eitnietar 1 run (Nathan Bauman kick), 1:17

THIRD QUARTER

W – Ty Eitnietar 37 run (Caleb Williams run), 1:50

Whiteford 36, Summerfield 20

SECOND QUARTER

W – Zach Bertz 5 run (Hunter Lake run), 10:45, 2nd
W – Brady Clark-Gilmore 43 pass from Thomas Eitnietar (Logan Murphy run), 3:54

THIRD QUARTER

W – Zach Bertz 14 run (run failed), 9:00
W – Zach Bertz 37 run (Zach Bertz run), 4:07

FOURTH QUARTER

W – Logan Murphy 12 run (run failed), 6:29

WHITEFORD FOOTBALL

Saturday, Nov. 11 • Week 12 • 1 p.m. • Everest Collegiate at Whiteford (Division 8, Region 4, Regional finals)

WHITEFORD GAME-BY-GAME DRIVE SUMMARY

WHITEFORD VS. BLISSFIELD

WHITEFORD

START	RESULT	PLAYS	YARDS
FIRST HALF			
O25	Touchdown	5	75
O10*	Touchdown	4	90
O23	Touchdown	4	77
O28	Turnover (pass interception)	7	35
O44	Touchdown	4	56
O42	Turnover (fumble)	10	37
SECOND HALF			
O41	Touchdown	7	59
O26	Touchdown	15	74
O34	Touchdown	9	66

BLISSFIELD

FIRST HALF

START	RESULT	PLAYS	YARDS
O35	Turnover (Int. by Ty Eitnrear)	10	54
W48	Touchdown	6	48
O36	Punt	3	6
O10*	Punt	5	16
W44	Turnover (Int. by Hunter Lake)	3	10
O23	Half ended	4	56

SECOND HALF

START	RESULT	PLAYS	YARDS
O35	Punt	7	-3
O34	Punt	4	1
O35	Punt	4	1
O35	Half ended	3	3

* As a result of a turnover

WHITEFORD VS. COMMUNITY

WHITEFORD

FIRST HALF

START	RESULT	PLAYS	YARDS
O43	Touchdown	4	57
D41	Turnover (Interception)	1	0
D23	Touchdown	4	23
D45	Touchdown	4	45
D46	Touchdown*	5	54
D31	Touchdown*	5	31
O41	Touchdown*	5	41

SECOND HALF

START	RESULT	PLAYS	YARDS
O45	Touchdown	4	55
D46	Turnover (fumble by Nathan Bauman)	1	6
O11	Punt	4	4
D30	Game ended	1	3

COMMUNITY

FIRST HALF

START	RESULT	PLAYS	YARDS
O25	Turnover (FR by DeShawn Williams)	2	8
O48	Downs	4	-3
O37	Turnover (Interception by Ty Eitnrear)	8	47
O32	Turnover (Interception by Ty Eitnrear)	2	-10
O40	Turnover (Fumble rec. by Cody Westfall)	1	0
O25	Half ended	3	-2

SECOND HALF

START	RESULT	PLAYS	YARDS
W40	Touchdown	3	40
O40	Touchdown	1	60
O40	Downs	8	49
O47	Downs	5	17

WHITEFORD VS. SUMMERFIELD

WHITEFORD

FIRST HALF

START	RESULT	PLAYS	YARDS
O27	Touchdown	1	73
O21	Touchdown*	12	79
O40	Touchdown	7	60
O37	Touchdown	3	63
O42	Touchdown	2	58
O34	Touchdown	1	66

SECOND HALF

START	RESULT	PLAYS	YARDS
S42	Touchdown	5	42
O13	Touchdown	13	87

* As a result of a turnover

SUMMERFIELD

FIRST HALF

START	RESULT	PLAYS	YARDS
O31	Punt	3	6
O44	Turnover (Fumble recovered by XXX)	4	35
O27	Touchdown	8	73
O27	Punt	5	12
O37	Downs	5	21
O42	Punt	3	6

SECOND HALF

START	RESULT	PLAYS	YARDS
O37	Downs	6	50
O33	Half ended	4	2

WHITEFORD VS. WHITMORE LAKE

WHITEFORD

FIRST HALF

START	RESULT	PLAYS	YARDS
O41	Touchdown	2	59
WL42	Touchdown	1	42
WL40	Touchdown #	2	40
WL48	Touchdown	5	52
O38	Touchdown	6	62
O36	Touchdown	5	64

- Recovered onside kick to start drive

SECOND HALF

START	RESULT	PLAYS	YARDS
O44	Touchdown	7	56
WL30	Touchdown	3	30
O48	Touchdown	4	52

WHITMORE LAKE

FIRST HALF

START	RESULT	PLAYS	YARDS
O35	Downs	4	7
O30	Downs	6	18
W49	Touchdown	10	49
O38	Touchdown	14	62
O38	Half ended	2	8

SECOND HALF

START	RESULT	PLAYS	YARDS
O21	Punt	3	2
O21	Downs	7	12
O41	Touchdown	9	59
O8	Game ended	3	5

WHITEFORD FOOTBALL

Saturday, Nov. 11 • Week 12 • 1 p.m. • Everest Collegiate at Whiteford (Division 8, Region 4, Regional finals)

WHITEFORD GAME-BY-GAME DRIVE SUMMARY (CONTINUED)

WHITEFORD VS. MADISON

WHITEFORD

FIRST HALF

START	RESULT	PLAYS	YARDS
O39	Touchdown	1	61
O31	Touchdown	6	69
M16	Touchdown #	1	16
M49	Touchdown*	4	49
O38	Touchdown	2	62
O44	Touchdown	2	56
O37	Touchdown	5	63 &
O46	Kneel - end of half	1	0

SECOND HALF

O38	Touchdown	8	62
M49	Touchdown	6	51

- Possession gained as a result of recovering onside kick

* - Points scored off turnover

& - 24th consecutive drive that Whiteford had scored a touchdown

MADISON

FIRST HALF

START	RESULT	PLAYS	YARDS
O38	Punt	5	13
O17	Turnover (fumble recovered by XXX)	5	63
O35	Punt	4	-18
O36	Punt	4	-3
O13	Punt	4	1
O27	Downs	6	19

SECOND HALF

O33	Punt	3	1
O20	Downs	8	29

WHITEFORD VS. MORENCI

WHITEFORD

FIRST HALF

START	RESULT	PLAYS	YARDS
O27	Touchdown	3	73
O28	Touchdown	13	72
O47	Touchdown	1	53
O22	Touchdown	8	78
M34	Touchdown	4	34

SECOND HALF

START	RESULT	PLAYS	YARDS
M40	Touchdown*	4	60
M47	Touchdown	6	53
O38	Turnover (Fumble)	11	47
O41	End of game - QB Kneel	1	0

MORENCI

FIRST HALF

START	RESULT	PLAYS	YARDS
O42	Punt	4	1
O40	Punt	4	-6
O35	Downs	11	43
O21	Punt	4	-21
O39	End of half	3	6

SECOND HALF

START	RESULT	PLAYS	YARDS
O21	Turnover (fumble rec. by Deshawn Williams)	3	19
O25	Touchdown	3	75
W38	Turnover (fumble rec. by Bryce Wing)	1	0
O15	Turnover (fumble rec. by Ty Eitniece)	4	21

* - Points scored off turnover

WHITEFORD VS. SAND CREEK

WHITEFORD

FIRST HALF

START	RESULT	PLAYS	YARDS
O49	Turnover (Fumble by Bauman)	1	11
50	Turnover (Fumble by Murphy)	3	25
SC40	Touchdown	8	60
SC35	Touchdown	4	25
O39	Turnover (Int by Thomas Eitniece)	2	-12
O48	Touchdown	5	52
O28	Touchdown	7	72

SECOND HALF

O15	Touchdown	9	85
O2	Touchdown	3	98
O33	Touchdown	15	72

SAND CREEK

FIRST HALF

START	RESULT	PLAYS	YARDS
O35	Touchdown*	10	65
O25	Downs	6	15
O39	Turnover (Fumble Rec. by DeShawn Williams)	1	-4
W36	Touchdown	3	36
O37	Downs	8	35
O47	Half ended	2	5

SECOND HALF

50	Downs	6	35
O49	Downs	8	49
O40	Punt	4	1

WHITEFORD VS. CLINTON

WHITEFORD

FIRST HALF

START	RESULT	PLAYS	YARDS
O40	Touchdown	12	60
O32	Touchdown	12	68
C38	Touchdown	8	38
O43	Half ended	3	6

SECOND HALF

C23	Touchdown	3	23
O16	Touchdown	6	84
O45	Touchdown	6	55
O20	Game ended (kneel)	16	79

CLINTON

FIRST HALF

START	RESULT	PLAYS	YARDS
W40	Touchdown	2	40
O21	Downs	13	47
O30	Punt	4	1
W49	Downs	4	6

SECOND HALF

O33	Turnover (Interception by Hunter Lake)	3	0
W49	Touchdown	5	49
W49	Turnover (Interception by Ty Eitniece)	3	1
O39	Touchdown	5	61
W32	Missed FG attempt	7	23

WHITEFORD FOOTBALL

Saturday, Nov. 11 • Week 12 • 1 p.m. • Everest Collegiate at Whiteford (Division 8, Region 4, Regional finals)

WHITEFORD GAME-BY-GAME DRIVE SUMMARY (CONTINUED)

WHITEFORD VS. BRITTON DEERFIELD

WHITEFORD

FIRST HALF

START	RESULT	PLAYS	YARDS
O34	Touchdown	6	66
O42	Touchdown	3	58
O42	Touchdown	4	58
O44	Touchdown	1	56
O6	Touchdown	10	94
BD 45	Quarter ended	6	48

SECOND HALF

START	RESULT	PLAYS	YARDS
O31	Touchdown	5	69
O41	Touchdown	6	

BRITTON DEERFIELD

FIRST HALF

START	RESULT	PLAYS	YARDS
W45	Interception (Int. by Ty Eitnrear)	4	6
O37	Downs	6	21
O35	Interception (Int. by Zach Bertz)	4	15
W44	Downs	4	0
O40	Downs	13	54

SECOND HALF

START	RESULT	PLAYS	YARDS
W48	Downs	7	11
O33	Downs	6	26
O41	Game ended	9	35

WHITEFORD VS. LENAWEЕ CHRISTIAN

WHITEFORD

FIRST HALF

START	RESULT	PLAYS	YARDS
O30	Touchdown	8	70
O12	Touchdown	9	88
O19	Touchdown	4	81
O32	Touchdown	4	68
O24	Touchdown	2	76
O37	Turnover (fumble by Deondre Shaw)	2	16
O28	Touchdown	6	72
L27	Touchdown	3	27

SECOND HALF

START	RESULT	PLAYS	YARDS
O11	Turnover (Fumble by Ty Eitnrear)	1	7
L37	Touchdown	1	37
O34	Game ended	11	66

LENAWEЕ CHRISTIAN

FIRST HALF

START	RESULT	PLAYS	YARDS
O38	Punt	7	15
O35	Punt	4	16
W29	Turnover (Interception by Ty Eitnrear)	3	5
O20	Punt	5	23
O38	Punt	3	-2
O40	Punt	4	0
W48	Turnover (Interception by Zach Bertz)	2	0
O30	Turnover (Fumble recovered by Eli Shelton)	1	-3

SECOND HALF

START	RESULT	PLAYS	YARDS
O31	Punt	6	13
O27	Punt	3	2

WHITEFORD VS. SUMMERFIELD

WHITEFORD

FIRST HALF

START	RESULT	PLAYS	YARDS
O17	Touchdown	11	83
O42	Touchdown	3	58
O8	Knee	2	4

SECOND HALF

START	RESULT	PLAYS	YARDS
O34	Touchdown	6	66
O42	Touchdown	8	58
O24	Touchdown	11	76
O41	Knee	2	9

SUMMERFIELD

FIRST HALF

START	RESULT	PLAYS	YARDS
O35	Touchdown	12	65
O45	Punt	4	4
O23	Touchdown	11	77
O37	Downs	8	65
O37	Touchdown	1	63
O32	Downs	6	64
O36	Downs	11	23

Whiteford 2017 Drive Summary

100	Offensive drives
80	Touchdowns (80.0%)
10	Turnovers
5	Kneel/game ended with ball
4	Kneel/End of half
1	Punt
[1	Special teams touchdown]

WHITEFORD FOOTBALL

Saturday, Nov. 11 • Week 12 • 1 p.m. • Everest Collegiate at Whiteford (Division 8, Region 4, Regional finals)

WHITEFORD PLAYER NOTES



THOMAS EITNIEAR, SENIOR QB

A third-year starter, Eitniear has more career starts (38) and more consecutive starts (38) than any quarterback in Whiteford history. ... His 69.6% completion percentage is a single season Whiteford record ... Only once from games 2-9 this season did he have more than one incompletion. ... Whiteford is **34-4** in games he has started at QB. ... Will be making his 12th playoff start at QB vs. Everest Collegiate and it will be his 40th varsity game ... Directed the highest scoring offense in regular season Monroe County Region history (488 points in 9 games) ... He holds the all-time career passing record for the Bobcats with 3,105 career yards. ... Has seven career 100-yard rushing games and has more career rushing yards than any QB in Bobcat history (2,104) ... Has more TD passes than any QB in Bobcat history (37). ... Has 5,261 yards of career total offense, which is a Whiteford record. ... Was *Detroit Free Press* First Team All-State as a defensive back his sophomore season ... Was Honorable Mention All-State QB last season by *Associated Press*, *Detroit News* & *Detroit Free Press*. ... Went 19-2 in his 21 career TCC starts. ... Thomas officially signs his Letter of Intent, Friday, Nov. 10 to play baseball at the University of Toledo.

RUSHING	ATT	YARDS	AVG	TD Rush
2014	5	81	16.2	1
2015	76	359	4.7	5
2016	125	905	7.2	7
2017	73	759	10.4	13
CAREER	279	2,104	7.5	26

PASSING	COMP	ATT	COMP %	YARDS	TD Pass
2014	0	1	0.0%	0	0
2015	52	91	57.1%	1,077	15
2016	65	108	60.2%	1,022	9
2017	39	56	69.6%	1,006	13
CAREER	156	256	60.9%	3,105	37

LUCAS TESZNAR, SENIOR OT

Lucas (6-foot-5, 280 pounds) was named First Team All-State by the *Associated Press*, *Detroit News* and *Detroit Free Press* in 2016, the first ever Whiteford player to be named to all three first-team lists in a single season. ... Has drawn interest from several Mid-American Conference schools and visited nationally-ranked Division II Grand Valley State University recently ... Received an offer from Lawrence Tech ... Received a preferred walk-on offer from the University of Cincinnati ... Whiteford is 17-for-17 on fourth-down conversions this season ... Has anchored the offensive line for three seasons in which the Bobcats have put up record-breaking rushing and scoring numbers:

WHITEFORD TEAM

TEAM	ATT	YARDS	AVG
2015	554	3384	6.1
2016	672	4495	6.7
2017	459	4158	9.1
TOTAL	1685	12037	7.1

LOGAN MURPHY, JUNIOR RB

Logan is averaging 125.5 yards rushing per game. ... Has 12 career 100 yard rushing games, with a season and career high 212 yards rushing vs. Summerfield in Week 3 this season ... Has 6 runs of 50+ yards this year, with 91 yards being his longest run from scrimmage. ... 61 of his 128 carries this season has resulted in either a touchdown or a first down. ... Has converted all four of his fourth-down attempts this season and has moved the chains to a first down on 12 third downs. ... In games vs. the six teams Whiteford played that made the state playoffs, Murphy rushed 86 times for 914 yards (10.6 per carry) and 14 touchdowns ... Only 31 carries have come in the second half of games this season. ... In his 22 game career, Logan has scored 30 touchdowns and 212 points, which is good for 6th place in Whiteford history.

LOGAN MURPHY 2017

OPPONENT	ATT	RUSH	AVG	TD
Blissfield	19	186	9.8	0
Community	8	85	10.6	1
Summerfield	7	212	30	3
Whitmore Lake	6	134	22.3	3
Madison	7	79	11.3	1
Morenci	14	127	9.1	4
Sand Creek	13	82	6.3	1
Clinton	21	150	7.1	4
Britton Deerfield	8	115	14.4	1
Len. Christian-P	9	127	14.1	2
Summerfield-P	16	112	7.0	1
2017	126	1,409	11.0	21
2016	130	816	6.3	9
CAREER	258	2,225	8.6	30

Shaded games are vs. playoff teams

TY EITNIEAR, JUNIOR CB

Ty has six interceptions on the season, the most for a Bobcat defensive player since 2004 and one shy of the single season Whiteford record. ... On his seven kickoff returns, Ty leads the Bobcats with a 32.6-per return average and a touchdown. ... He has 783 all-purpose yards on the season (rushing, receiving, KO return, Punt return and Interception return yards)

BRADYN CLARK-GILMORE, JUNIOR TE

Bradyn played running back the first three games of the season but was moved to TE. ... Had a 100-yard rushing game against Summerfield ... Has 20 receptions for 571 yards and nine touchdowns on the season. ... His 571 yards are the most receiving yards for a Bobcat receiver since Jake DuPree in 2009 and fourth-best in Whiteford history. ... His nine TD receptions this season is tied for the most in school history.

WHITEFORD FOOTBALL

Saturday, Nov. 11 • Week 12 • 1 p.m. • Everest Collegiate at Whiteford (Division 8, Region 4, Regional finals)

PLAYER STATS (11 games)

PASSING

Player	Comp	Att	Yds	TD	Int
Thomas Eitniece	39	56	1,006	13	3
Ty Eitniece	0	1	0	0	0

RUSHING

Player	Att	Yards	Avg	TD
Logan Murphy	128	1,409	11.0	21
Thomas Eitniece	73	759	10.4	13
Zach Bertz	76	609	8.0	17
Nathan Bauman	70	528	7.5	5
Ty Eitniece	36	282	7.8	4
Hunter Lake	31	227	7.3	3
Bradyn Clark-Gilmore	13	129	18.4	2
Deondre Shaw	7	70	10.0	0
Zach Renaud	6	60	10.0	0
Braedon Mills	5	53	10.6	1
Jack Garrison	5	35	7.0	1
Caleb Williams	6	20	3.3	0
Abhijit Risley	2	4	2.0	0
Nick Merchant	3	1	0.3	0
WHITEFORD	461	4,186	9.1	67

RECEIVING

Player	Rec	Yards	Avg	TD
Bradyn Clark-Gilmore	20	571	28.6	9
Hunter Lake	9	126	14.0	2
Ty Eitniece	3	117	39.0	1
Zach Bertz	2	81	40.5	1
Nathan Bauman	2	70	35.0	0
Matthew Taylor	1	17	17.0	0
Logan Murphy	1	13	13.0	0
Jared Bronikowski	1	11	11.0	0

SCORING

Player	TD	1XP	2XP	PTS
Logan Murphy	21	0	15	156
Zach Bertz	18	0	11	130
Thomas Eitniece	13	0	2	82
Bradyn Clark-Gilmore	11	0	6	78
Nathan Bauman	5	6	2	40
Hunter Lake	5	0	4	38
Ty Eitniece	6	0	1	38
Jack Garrison	1	0	0	6
Matthew Taylor	0	0	3	6
Braedon Mills	1	0	0	6
Team	0	0	0	2*
Alex Kohler	0	1	0	1
WHITEFORD	81	7	44	585

* safety

KICKOFF RETURNS

Player	No	Yards	Avg	TD
Ty Eitniece	7	228	32.6	1
Zach Bertz	5	85	17.0	0
Thomas Eitniece	2	32	16.0	0
Nathan Bauman	3	26	8.7	0
Hunter Lake	2	25	12.5	0
Abhijit Risley	1	7	7.0	0
Bradyn Clark-Gilmore	1	0	0.0	0

PUNT RETURNS

Player	No	Yards	Avg	TD
Ty Eitniece	7	48	6.9	0

DEFENSE

Player	Tackles	Solo	Assist	Sack-Yds	TFL	PBU
Abhijit Risley	64	31	34	1 - 7	4.5	11
Eli Shelton	54	27	37	3 - 24	13	0
Zach Bertz	42	24	18	0 - 0	2	9
Jack Garrison	34	10	24	2 - 17	3	4
Bradyn Clark-Gilmore	33	15	18	1 - 1	2.5	9
Ethan Inman	31	13	18	2.5 - 14	7.5	1
Ty Eitniece	30	14	16	0 - 0	1	13
Logan Murphy	28	18	10	2 - 23	8	1
DeShaun Williams	27	12	15	1.5 - 5	11	0
Matthew Taylor	24	8	16	0.5 - 0	2	3
Jarret Atherton	21	10	11	1 - 2	1.5	1
Hunter Lake	19	11	8	0 - 0	1	19
Cole Borowicz	17	5	12	0 - 0	0.5	1
Cody Westfall	14	7	7	0 - 0	1	0
Bryce Wing	14	6	8	0 - 0	0	0
Alex Bahls	11	5	6	0 - 0	2.5	0
Nicholas Donnelly	11	1	10	0 - 0	1	1
Nathan Bauman	10	4	6	0 - 0	0	1
Ian Slick	7	3	4	0.5 - 9	1	0
Alex Kohler	5	2	3	0 - 0	0	0
Jordan Book	4	3	1	0 - 0	1	0
Jacob Brenke	4	0	4	0 - 0	0.5	0
Lucas Tezner	3	0	3	0 - 0	0.5	0
Isiah Shelton	3	1	2	0 - 0	0	1
Henry Zdybek	2	1	1	0 - 0	0	0
Jared Bronikowski	1	1	0	0 - 0	0	0
Nick Merchant	1	1	0	0 - 0	0	0
Zach Renaud	1	1	0	0 - 0	0	0
Josh Hagan	1	0	1	0 - 0	0	0
Skyler Collins	1	0	1	0 - 0	0	0

INTERCEPTIONS

Player	Att	Yards	Avg	TD
Ty Eitniece	6	78	13.0	0
Hunter Lake	2	32	16.0	0
Zach Bertz	2	0	0.0	0

FUMBLE RECOVERIES/KICKOFF RECOVERIES

Player	No
DeShaun Williams	3
Cole Borowicz	3
Bryce Wing	3
Jack Garrison	3
Abhijit Risley	2
Eli Shelton	2
Logan Murphy	1
Cody Westfall	1
Bradyn Clark-Gilmore	1
Ty Eitniece	1
Hunter Lake	1

PUNTING

Player	No	Yards	Avg	i20
Alex Kohler	1	38	38.0	0

WHITEFORD FOOTBALL

Saturday, Nov. 11 • Week 12 • 1 p.m. • Everest Collegiate at Whiteford (Division 8, Region 4, Regional finals)

WHITEFORD QUICKGLANCE RECORD BOOK

TEAM RECORDS	PLAYER SCORING	PLAYER RUSHING	PLAYER PASSING
POINTS GAME 76 points, 11-1-68 vs. Summerfield	GAME 42 points, 7 TDs, Nick Wohlfarth, 2003 (vs. Summerfield)	GAME 382 yards, Nick Wohlfarth, 2003 (vs. Summerfield)	GAME 292, Thomas Eitnrear, 2015
POINTS QUARTER 38 points, 10-31-14 vs. Lutheran Westland	SEASON 244, Jesse Kiefer, 2016	SEASON 1,712, George Flanner, 2006	SEASON 1,281 yards, Dave Gust, 2007
POINTS HALF 55 points, 10-14-94 vs. Madison	CAREER 526, Jesse Kiefer	CAREER 3,327, Jesse Kiefer	CAREER 3,105 yards, Thomas Eitnrear
POINTS SEASON 591 points, 2016	TOUCHDOWNS	PLAYER RECEIVING	CAREER TOUCHDOWN PASSES
SCORING AVERAGE SEASON 53.2 per game, 2017*	GAME 7, Nick Wohlfarth, 2003 (vs. Summerfield)	GAME 185 yards, Darrell Burch, 1972	CAREER TOUCHDOWN PASSES 37, Thomas Eitnrear
42.2 per game, 2016	SEASON 35, Jesse Kiefer, 2016	SEASON 770 yards, Josh DuPree, 2007	
* Through 11 games	CAREER 76, Jesse Kiefer	TOUCHDOWNS SEASON 9, Brayden Clark-Gilmore, 2017	
		CAREER 9, Josh DuPree, 2017	
		CAREER 1,060, Josh DuPree	

WHITEFORD W-L BREAKDOWN 2012-2017 (Coach Jason Mensing)

YEAR (ACROSS)	2012		2013		2014		2015		2016		2017		ALL 6 YEARS	
CATEGORY (BELOW)	W	L	W	L	W	L	W	L	W	L	W	L	W	L
Overall	8	2	9	3	7	4	10	3	13	1	11	0	58	13
At home	3	2	7	0	4	1	4	1	8	0	7	0	32	4
On the road	5	0	2	3	3	3	6	1	4	0	4	0	25	7
Neutral site	0	0	0	0	0	0	0	1	1	1	0	0	1	2
TCC games	6	1	5	2	4	3	5	2	7	0	7	0	34	8
Non-Conference	2	0	2	0	2	0	2	0	2	0	2	0	12	0
Playoff games	0	1	2	1	1	1	3	1	4	1	2	0	12	5
vs. Ranked teams	0	1	0	2	0	1	2	2	3	1	0	0	5	7
August	2	0	1	0	1	0	1	0	1	0	2	0	8	0
September	3	1	3	1	2	2	3	1	5	0	4	0	20	5
October	3	1	4	1	4	1	4	1	4	0	4	0	23	4
November	0	0	1	1	0	1	2	1	3	1	1	0	7	4

WHITEFORD FOOTBALL

Saturday, Nov. 11 • Week 12 • 1 p.m. • Everest Collegiate at Whiteford (Division 8, Region 4, Regional finals)

WHITEFORD PLAYOFF HISTORY

YEAR	DIVISION	OPPONENT (W-L entering game)	SCORE	W/L	SITE
1987 ¹	Class D	Fowler (8-1)	7-14	L ¹	St. John's
1990 ²	Class DD	Detroit East Catholic (8-1)	8-32	L ²	Harper Woods
1993 ³	Class DD	Grass Lake (6-3)	14-6	W ¹	Grass Lake
		Detroit East Catholic (7-3)	7-26	L ³	Whiteford
1994 ⁴	Class DD	Harper Woods Lutheran East (6-3)	45-12	W ²	Whiteford
		Waterford Our Lady of Lakes (9-1)	14-27	L ⁴	Waterford
1995 ⁵	Class DD	Waterford Our Lady of Lakes (7-2)	8-24	L ⁵	Whiteford
2000 ⁶	Division 8	Wyandotte Mt. Carmel (6-3)	66-33	W ³	Whiteford
		Redford St. Agatha (7-3)	41-6	W ⁴	Whiteford
		Waterford Our Lady of Lakes (10-1)	0-23	L ⁶	Waterford
2001 ⁷	Division 7	Morenci (8-1)	14-18	L ⁷	Morenci
2002 ⁸	Division 7	Grass Lake (6-3)	50-28	W ⁵	Whiteford
		Jonesville (9-1)	22-52	L ⁸	Jonesville
2003 ⁹	Division 8	Harper Woods Trinity (7-1)	6-35	L ⁹	Hamtramck
2005 ¹⁰	Division 7	Grass Lake (7-2)	0-21	L ¹⁰	Grass Lake
2006 ¹¹	Division 7	Waterford Our Lady of Lakes (9-0)	6-37	L ¹¹	Waterford
2009 ¹²	Division 8	Reading (9-0)	8-20	L ¹²	Reading
2012 ¹³	Division 7	Dansville (7-2)	18-21	L ¹³	Whiteford
2013 ¹⁴	Division 8	Sterling Heights Parkway Christian (5-4)	59-6	W ⁶	Whiteford
		Detroit Allen (7-2)	61-20	W ⁷	Whiteford
		New Lothrop (10-0)	22-58	L ¹⁴	New Lothrop
2014 ¹⁵	Division 8	Westland Lutheran (5-4)	64-6	W ⁸	Whiteford
		Morenci (9-1)	22-42	L ¹⁵	Morenci
2015 ¹⁶	Division 8	Summerfield (5-4)	20-14	W ⁹	Summerfield
		Morenci (8-2)	26-6	W ¹⁰	Morenci
		Climax-Scotts (11-0)	48-14	W ¹¹	Climax
		Waterford Our Lady of the Lakes (12-0)	20-36	L ¹⁶	Hazel Park
2016 ¹⁷	Division 8	Summerfield (5-4)	50-28	W ¹²	Whiteford
		Morenci (7-3)	44-21	W ¹³	Whiteford
		Climax-Scotts (11-0)	38-18	W ¹⁴	Whiteford
		Saginaw Michigan Lutheran Seminary (10-2)	40-21	W ¹⁵	Dearborn
		Muskegon Catholic Central (13-0)	6-35	L ¹⁷	Detroit
2017 ¹⁸	Division 8	Lenawee Christian (6-3)	61-6	W ¹⁶	Whiteford
		Summerfield (7-3)	36-20	W ¹⁷	Whiteford
		Clarkston Everest Collegiate (9-2)			Whiteford

WHITEFORD FOOTBALL

Saturday, Nov. 11 • Week 12 • 1 p.m. • Everest Collegiate at Whiteford (Division 8, Region 4, Regional finals)

STATE RANKINGS

CALPREPS.COM

Here are all of the D8 ratings after Week 2 of the playoffs:

RANK	TEAM	W	L	RATING
1	Whiteford*	11	0	24.8
2	Mendon*	11	0	18.8
3	Saginaw Nouvel Catholic*	11	0	17.7
4	Frankfort*	8	2	17.2
5	West Iron County*	10	1	15.7
6	Muskegon Catholic Central	8	2	15.3
7	Lincoln Alcona*	9	2	11.2
8	Harbor Beach	9	2	7.9
9	Climax-Scotts*	9	2	7.7
10	Au Gres Sims	8	1	5.9
11	Norway	9	2	5
12	Gaylord St. Mary	10	1	4.2
13	Uby	7	3	2.9
14	Summerfield	7	4	2.6
15	Pittsford	9	2	1.1
16	Morenci	6	4	1
17	Everest Collegiate*	9	2	-0.3
18	Newberry	6	3	-1.5
19	Fulton-Middleton	7	3	-2.6
20	Lake Linden-Hubbell	4	5	-3.5
21	Hillman	6	5	-4.8
22	Bark River-Harris	5	5	-5.5
23	Johannesburg-Lewiston	6	4	-5.7
24	Decatur	6	4	-8.1
25	Munising	4	5	-9.9
26	St. Joseph Lake Michigan Catholic	7	3	-9.9
27	Mt. Pleasant Sacred Heart	6	4	-10.5
28	Waterford Our Lady	6	3	-11.4
29	Oakland Christian	7	3	-14.2
30	Lenawee Christian	6	4	-17.5
31	Athens	5	5	-21
32	Parkway Christian	6	4	-26.5

* Still alive in Division 8 playoffs

FINAL

ASSOCIATED PRESS

RANK		W	L	VOTE
1	Muskegon Catholic Central (4)	7	1	49
2	WHITEFORD (1)	9	0	44
3	Mendon	9	0	39
4	Saginaw Nouvel	9	0	36
5	Gaylord St. Mary	9	0	30
6	Harbor Beach	8	1	25
7	Au Gres-Sims	8	0	12
(T)	Pittsford	8	1	12
9	Climax-Scotts	7	2	7
(T)	West Iron County	8	1	7
11	Norway	8	2	6
12	Frankfort-Elberta	6	2	3
13	Lake Michigan Catholic	7	2	3

FINAL

DETROIT FREE PRESS

RANK	
1	Muskegon Catholic Central
2	WHITEFORD
3	Saginaw Nouvel
4	Mendon
5	Gaylord St. Mary
6	West Iron County
7	Au Gres-Sims
8	Pittsford
9	Harbor Beach
10	Frankfort

WHITEFORD FOOTBALL

Saturday, Nov. 11 • Week 12 • 1 p.m. • Everest Collegiate at Whiteford (Division 8, Region 4, Regional finals)

RECORDS & TARGETS

MOST POINTS SCORED BY A MONROE COUNTY TEAM

Points	Team	Year	W	L	G	Avg
606	SMCC	2010	12	2	14	43.3
593	Ida	2016	10	2	12	49.4
591	Whiteford	2016	13	1	14	42.2
585	Whiteford	2017	11	0	11	53.2
573	SMCC	2005	12	2	14	40.9
536	Ida	2015	12	1	13	41.2
507	SMCC	2014	13	1	14	36.2
507	SMCC	2003	10	3	13	39.0

MOST POINTS SCORED BY A TCC TEAM/SEASON

Points	Team	Year	W	L	G	Avg
618	Clinton	2013	13	1	14	44.1
591	Whiteford	2016	13	1	14	42.2
585	Whiteford	2017	11	0	11	53.2
527	Clinton	2015	13	1	14	37.6
516	Sand Creek	1992	12	1	13	39.7
500	Morenci	1996	12	1	13	38.5

MOST WINS OVER A 3-YEAR SPAN, MONROE COUNTY REGION

34-4	Whiteford (2015, 2016, 2017)
34-7	SMCC (2008, 2009, 2010)
33-7	SMCC (2003, 2004, 2005)
33-6	SMCC (2012, 2013, 2014)
32-3	SMCC (1990, 1991, 1992)
30-6	Ida (2014, 2015, 2016)
30-6	Ida (2015, 2016, 2017)
30-5	Erie Mason (2001, 2002, 2003)
30-3	Jefferson (1992, 1993, 1994)

MHSAA RECORD BOOK

SCORING/SEASON

MOST POINTS IN SINGLE SEASON

■ 34 teams in state history (according to www.mhsaa.com) have scored at least 600 points in a single season:

774 - Muskegon Orchard View, 1999 (13-1), 55.3 ppg
 737 - Beal City, 2013 (13-1), 52.6 ppg
 710 - Ithaca, 2013 (14-0), 50.7 ppg
 684 - Detroit Loyola, 2014 (14-0), 48.9 ppg
 682 - Traverse City St. Francis, 2009 (14-0), 48.7 ppg
 676 - Zeeland West, 2015 (14-0), 48.3 ppg
 675 - Ithaca, 2012 (14-0), 48.2 ppg
 670 - Zeeland West, 2013 (13-1), 47.9 ppg
 667 - East Kentwood, 2002 (13-1), 47.6 ppg
 663 - Lowell, 2004 (14-0), 47.4 ppg
 651 - Muskegon Catholic Central, 2014 (14-0) 46.5 ppg
 650 - Ithaca, 2010 (14-0), 46.4 ppg
 650 - Constantine, 2004 (13-1), 46.4 ppg
 645 - Pewamo-Westphalia, 2016 (14-0), 46.1 ppg
 642 - New Lothrop, 2011 (12-1), 49.4 ppg
 642 - Gaylord St. Mary, 1999 (13-1), 45.9 ppg
 641 - Holland Christian, 2008 (14-0), 45.8 ppg
 631 - Climax-Scotts, 2004 (14-0), 45.1 ppg
 630 - Farmington Hills Harrison, 2001 (14-0), 45.0 ppg
 625 - Mount Pleasant Sacred Heart, 2010 (14-0), 44.6 ppg
 625 - Ubly, 2008 (13-1), 44.6 ppg
 624 - Beal City, 2004 (12-1), 48.0 ppg
 621 - Ithaca, 2015 (14-0), 44.4 ppg
 620 - Constantine, 2012 (11-3), 44.3 ppg
 618 - Clinton, 2013 (13-1), 44.1 ppg
 614 - Zeeland West, 2011 (14-0), 43.9 ppg
 612 - Muskegon Catholic Central, 2016 (14-0) 43.7 ppg
 610 - Detroit Loyola, 2012 (13-1), 43.6 ppg
 608 - Ithaca, 2011 (14-0), 43.4 ppg
 607 - Battle Creek Pennfield, 1992 (11-1), 50.6 ppg
 606 - Lansing Catholic, 2011 (13-1), 43.3 ppg
 606 - Monroe St. Mary Catholic Central, 2010 (12-2), 43.3 ppg
 602 - Lowell, 2015 (12-2), 43.0 ppg
 601 - Traverse City St. Francis, 1999 (13-1), 42.9 ppg

HIGHEST SCORING AVERAGE IN STATE HISTORY

Season - Average Score

66.4 - Detroit University School, 1908 (7-1), 465 points
 62.6 - Lansing Central, 1918 (8-0), 501 points
 62.4 - Muskegon, 1912 (7-1), 499 points
 61.3 - Lansing Central, 1917 (7-0-1), 490 points
 57.1 - Morenci, 1949 (9-0), 514 points
 55.3 - Muskegon Orchard View, 1999 (13-1), 774 points
53.2 - Whiteford, 2017 (11-0), 591 points
 54.4 - Frankenmuth, 1966 (8-0), 435 points
 53.5 - Saugatuck, 2016 (10-1), 589 points
 52.6 - Beal City, 2013 (13-1), 737 points
 50.8 - Menominee, 1929 (8-0), 407 points
 50.7 - Ithaca, 2013 (14-0), 710 points

WHITEFORD FOOTBALL

Saturday, Nov. 11 • Week 12 • 1 p.m. • Everest Collegiate at Whiteford (Division 8, Region 4, Regional finals)

TRI-COUNTY CONFERENCE

ALL-LEAGUE

OFFENSE FIRST TEAM

Center	Jacob Lewis	12	Whiteford
Guards	Nolan Pickles	12	Sand Creek
	Jordan Book	12	Whiteford
Tackles	Lucas Tesznar	12	Whiteford
	Jarret Atherton	12	Whiteford
End	Chase VanBrandt	12	Morenci
Wide Receivers	Bradyn Clark-Gilmore	11	Whiteford
	Noah Cunningham	12	Summerfield
Running Backs	Evan Romeo	10	Whitmore Lake
	Logan Murphy	11	Whiteford
	Chris Bucher	12	Summerfield
	Alec Muck	11	Sand Creek
Quarterback	Thomas Eitnrear	12	Whiteford

DEFENSE FIRST TEAM

Defensive Lineman	Hayden VanValkenburg	12	Madison
	DeShaun Williams	11	Whiteford
	Soren Mossing	12	Morenci
	Trent Sexton	12	Clinton
Defensive Ends	Matthew Taylor	12	Whiteford
	Creed Ahrens	12	Clinton
Inside Linebackers	Harley McCaskey	12	Morenci
	Eathan Hicks	12	Clinton
	Eli Shelton	12	Whiteford
Outside Linebackers	Jacob Burke	12	Britton Deerfield
	Zach Bertz	11	Whiteford
	Jack Garrison	12	Whiteford
	Garrett Benjamin	12	Morenci
Defensive Backs	Brendan Zeipekis	11	Summerfield
	Dalton Knapp	12	Sand Creek
	Abhijit Risley	12	Whiteford
	Luke Grieder	12	Morenci
	Clay Langer	11	Clinton

SPECIALISTS FIRST TEAM

Kicker	Anton Ellerman	12	Clinton
Punter	Spencer Hoffman	11	Britton Deerfield

HONORABLE MENTION

Allen Haller	12	Summerfield
Jose Amos	12	Morenci
Jacob Vigliotti	12	Summerfield
Mark Keller	11	Summerfield
Robbie Campbell	12	Clinton
Trevor Dusseau	12	BD
Brenden Pickles	10	Sand Creek
Payton Woodard	11	Sand Creek
Carson Scroggie	11	Sand Creek
Ryan Thoman	12	WL
Kenny Cable	12	Madison
Ty Eitnrear	11	Whiteford

FINAL LEAGUE STANDINGS

TEAM	TCC GAMES			ALL GAMES		
	W	L	PF-PA	W	L	PF-PA
Whiteford*	7	0	392-71	11	0	585-121
Morenci	6	1	238-126	6	4	268-167
Clinton	5	2	216-135	6	4	260-197
Summerfield	4	3	198-182	7	4	285-246
Sand Creek	3	4	225-176	4	5	272-247
Whitmore Lake	2	5	121-205	3	6	169-288
Britton Deerfield	1	6	71-276	1	8	101-332
Madison	0	7	43-333	0	9	58-424

* still active

PLAYOFF RESULTS

Pre-District

D8 - Whiteford 61, Lenawee Christian 6

D8 - Summerfield 14, Morenci 6

D7 - Hudson 28, Clinton 6

District final

D8 - Whiteford 36, Summerfield 20

Regional final

D8 - Whiteford vs. Clarkston Everest Collegiate, 1 p.m.
11/11/17

EVEREST COLLEGIATE FOOTBALL

Saturday, Nov. 11 • Week 12 • 1 p.m. • Everest Collegiate at Whiteford (Division 8, Region 4, Regional finals)

MOUNTAINEER ROSTER

No.	Name	Grade
2	Grant Burgess (QB)	12
3	Simon Fenske (WR-K)	12
4	Giovanni Mastromatteo	9
8	Dominic Cross	9
13	Luke Luttinen	12
22	Josh Legg (FB)	11
23	Nino Mastromatteo	11
30	Nate Emmert-Buck	11
50	Mike Jones	11
52	John Suran	9
53	Trevor Myers	11
54	Jack Lasceski	9
55	Max Engle	11
58	Kaine Raye	9
67	Nick Wilborn	12

Head Coach: Mike Pruchnski, 5th year

Assistants: Jim DeJager, Sam Bellestri, Sam Bellstri Jr., Troy Finkbeiner

Team manager: Conner Wilborn

EVEREST COLLEGIATE 2017 SEASON UPDATE

Date	Opponent	Score
Aug 25	Detroit Cesar Chavez	35-0
Sept 1	Westland Lutheran	36-0
Sept 8	Saginaw Nouvel Catholic	0-35
Sept 15	Madison Heights Bishop Foley	49-25
Sept 22	Grosse Pointe Woods University Liggett	35-14
Sept 29	Marine City Cardinal Mooney	45-20
Oct 6	Waterford Our Lady of Lakes	23-13
Oct 13	Royal Oak Shrine Catholic	21-19
Oct 20	Bloomfield Hills Cranbrook-Kingswood	7-42
Oct 27	Waterford Our Lady of Lakes	26-21
Nov 3	Auburn Hills Oakland Christian	19-0
Nov 11	Whiteford	

EVEREST COLLEGIATE 2017 STATISTICS (11 games)

Passing	Comp	Att	Yards	TD	Int
Grant Burgess	85	139	1362	13	4
Giovanni Mastromatteo	2	4	22	0	0
Josh Legg	1	1	14	1	0

Rushing	Att	Yards	Avg	TD
Josh Legg	131	737	5.6	10
Grant Burgess	129	644	5.0	11
Simon Fenske	39	263	6.7	3
Nino Mastromatteo	28	205	7.3	1
Giovanni Mastromatteo	10	20	2.0	0
Mike Jones	1	9	9.0	0
Luke Luttinen	1	4	4.0	0
Jack Lasceski	3	3	1.0	0
Team	8	-10	-1.3	0
TOTALS	350	1875	5.4	25

Receiving	Rec	Yards	Avg	TD
Nino Mastromatteo	31	537	17.3	6
Simon Fenske	27	401	14.9	3
Giovanni Mastromatteo	13	195	15.0	3
Josh Legg	11	147	13.4	1
Luke Luttinen	4	106	26.5	1
Dominic Cross	1	7	7.0	0
Nate Emmert-Buck	1	5	5.0	0

Tackles	All	Solo	Assist
Nino Mastromatteo	74	38	36
Maaximilian Engle	81	23	58
Grant Burgess	62	32	30
Josh Legg	61	23	38
Giovanni Mastromatteo	50	25	25
Trevor Myers	50	13	37
Mike Jones	44	11	33
Jack Lasceski	44	7	37
Luke Luttinen	35	10	25
Patrick Kaine Raye	36	8	28
Nick Wilborn	28	9	19
John Suran	17	5	12
Dominic Cross	7	3	4
Nate Emmert-Buck	7	1	6

Interceptions	No
Simon Fenske	2
Giovanni Mastromatteo	6
Nino Mastromatteo	1
Maximilian Engle	1

Kickoff Returns	No	Yards	Avg	TD
Nino Mastromatteo	19	427	22.5	0
Josh Legg	3	52	17.3	0
Mike Jones	1	3	3.0	0

Punt Returns	No	Yards	Avg	TD
Nino Mastromatteo	5	44	8.8	0

Punting	No	Yards	Avg
Simon Fenske	16	491	30.7
Grant Burgess	6	215	35.

SCORING

PLAYER	Rush TD	Rec TD	Def TD	XP	FG	ALL TD	2 Conv	Points
Simon Fenske	3	3		32	4	6		80
Josh Legg	10	1				11	2	70
Grant Burgess	11					11		66
Maximilian Engle		6	1			7		42
Giovanni Mastromatteo		3				3		18
Nino Mastromatteo	1					1	1	8
Jack Lasceski			1			1		6
Luke Luttinen		1				1		6